

Product Brochure For 2LX0025


MOTOR 2HP 240V 1450 RPM - #10

Suits: AL-336 + other models

Ex GST
\$500.00

Inc GST
\$575.00

ORDER CODE:	2LX0025
MODEL:	~
Motor Power (kW / hp):	2
Speed (rpm):	1360
Shaft Diameter (mm):	24
Reversible Motor (Yes / No):	~
Fan Cooled (Yes / No):	Yes
Voltage (V):	240
Amps Required:	9.35
Input Power Supply Connection:	~



Description

FOOT MOUNT ELECTRIC MOTOR TO SUIT AL-336 AND AL-336D LATHES



Shaft needs a 8mm key for connection

Optional Accessories

- START CAP = EC080
- RUN CAP = EC200

Product Brochure For 2LX0025

Specific Features



2LX0025 MOTOR 240A 2HP 1400RPM 2

2LX0025 MOTOR 240A 2HP 1400RPM 3

Recommended Accessories

EC080

CAPACITOR 80UF 250VAC
START

