

Product Brochure For B021

Swivel Head Metal Cutting Band Saw - BS-10LS

Mitre Cuts Up To 45°, Quick Action Material Clamp, Includes Laser

~~Life Guide & Hydraulic Down Feed Control~~

On Sale

Ex GST	Inc GST
\$7,064.00	\$8,123.60
\$5,800.00	\$6,670.00



ORDER CODE:	B021
MODEL:	BS-10LS
Operation Type:	Swivel Head
Round @ 90° (mm):	250
Round @ 45° (mm):	235
Round @ 60° (mm):	~
Square @ 90° (mm):	250
Square @ 45° (mm):	235
Square @ 60° (mm):	~
Rectangle (W x H) @ 90° (mm):	468 x 250
Rectangle (W x H) @ 45° (mm):	250 x 240
Rectangle (W x H) @ 60° (mm):	~
Coolant System:	Yes
Table Working Height (mm):	570
Cutting Head Beam Type:	Manual
Cutting Head Beam Return:	Manual Return
Cutting Head Down Feed Control:	Adjustable Hydraulic
Vice Clamping Fixture:	Manual
Bundle Cutting Fixture:	~
Blade Steps / Speeds (M/Min):	Variable 18-102
Blade Size (L x W x T) (mm):	3090 x 27 x 0.9
Motor Power (kW / hp):	1.5 / 2
Voltage / Amperage (V / amp):	415
Nett Weight (kg):	380



Description

Manufactured in Taiwan

The BS-10LS heavy duty metal cutting band saw has many features on offer with a swivel base to cut mitres up to 45 degrees, variable speed control, hydraulic feed control a cutting capacity of up to 250mm diameter or 468 x 250mm in steel at 90° and two ball bearings per side on the blade guides for optimal control and accuracy. There is a choice of blade speeds via an adjustable dial system so that the cutting speed can be changed to suit a wide range of materials, whilst the built-in coolant system ensures maximum cutting efficiency and longer blade life. Both blade control arms are adjustable, allowing them to be positioned as close to the cut as possible. This means reliably and accurate cuts!

The cutting operation works automatically with the weight of the head providing the cutting force and a limit switch shutting the machine down when the cut is complete. The weight of the head is counterbalanced by an adjustable hydraulic damper to control the feed rate, an excellent machine choice for maintenance shops, steel fabrications, and engineering workshops. If you're looking for this size range of machine, you'll have a tough time finding a better metal-cutting band saw with these features and at this price, it represents excellent value.

Features

- 468 x 250mm (W x H) rectangular capacity
- Swivel head for easy angle cutting without moving material
- Adjustable hydraulic feed cutting rate for multiple applications
- Mitre cuts to 45° using swivel head
- Built-in coolant system for maximum cutting efficiency
- Laser line guide assist in lining up material positioning
- Limit switch stops machine when cut is complete
- Control panel located on top of arm for easy use
- Combination roller bearing & Carbide blade guides
- Coolant system with flow control valve
- Large mitre scale - easy to read
- Cast iron frame with heavy duty fabricated base
- Quick action material clamping system
- Adjustable blade roller guides provides accurate cutting
- Variable speed drive system changes blade speed from 18-102mpm
- Adjustable length stop for repetition cutting
- Automatic electric cut-out switch

Product Brochure For B021

- Wire wheel brush to clean swarf from blade
- Heavy-duty gearbox drive
- Heavy-duty 1.5kW 415V fully enclosed fan-cooled motor

Specific Features




Head Shown At 45 Degrees



Rear View




Swivel Head to 45 Degrees



Swivel Vice At 45 Degrees



Control Panel



Laser Light Guide



Laser Cut Line Guide



Variable Blade Speed



Blade Tension Gauge



Blade Tension Mechanism



Swivel Vice



Quick Clamp & Release Vice



Length Stop



Cast Iron Blade Wheels



Carbide Blade Guides with Bearings



Blade Cleaning Brush


Product Brochure For B021




Hydraulic Ram



Automatic Electric Cut Out Switch



Coolant Shut Off Valve



Coolant System

Recommended Accessories

B560

Metal Band Saw Blade - 4-6TPI Bi-Metal, Blade - 3090 x 27 x 0.9mm



B562

Metal Band Saw Blade - 6-10TPI Bi-Metal, Blade - 3090 x 27 x 0.9mm



B564

Metal Band Saw Blade - 10-14TPI Bi-Metal, Blade - 3090 x 27 x 0.9mm



S090A

Soluble Metal Cutting Fluid - 1 Litre



S090

Soluble Metal Cutting Fluid - 5 Litre



S076

Cutting Tool Lubricant Fluid - 500ml



S077

Drilling, Tapping & Cutting Tool Lubricant Spray - 400g



S074

Cutting Tool Lubricant Paste - 500g



Product Brochure For B021

S091
Soluble Metal Cutting Fluid - 20
Litre



L300
Magnetic Swarf Remover



M9991
Magnetic Floor Sweeper



L818
Roller Conveyor



L822
Roller Conveyor Stand



W3434
Roller Stand




W3436
Roller Stand - V-Type



M800
Rubber Mat - Anti-Fatigue



M805
Rubber Mat - Anti-Fatigue



O043
Rust & Corrosion Preventive



O042
General Purpose Lubricant &
Corrosion Inhibitor



O044
Rust & Corrosion Preventive

