

Product Brochure For B062

Swivel Head Metal Cutting Band Saw - EB-260A

225 x 180mm (W x H) Rectangle Capacity



ORDER CODE:	B062
MODEL:	EB-260A (240V)
Operation Type:	Swivel Head
Round @ 90° (mm):	225
Round @ 45° (mm):	150
Round @ 60° (mm):	100
Square @ 90° (mm):	180
Square @ 45° (mm):	160
Square @ 60° (mm):	100
Rectangle (W x H) @ 90° (mm):	225 x 180
Rectangle (W x H) @ 45° (mm):	140 x 140
Rectangle (W x H) @ 60° (mm):	100 x 100
Coolant System:	Yes
Table Working Height (mm):	950
Cutting Head Beam Type:	Manual
Cutting Head Beam Return:	Manual Return
Cutting Head Down Feed Control:	Adjustable Hydraulic
Vice Clamping Fixture:	Manual - Quick Action
Bundle Cutting Fixture:	~
Blade Steps / Speeds (M/Min):	90
Blade Size (L x W x T) (mm):	2480 x 27 x 0.9
Motor Power (kW / hp):	1.1 / 1.5
Voltage / Amperage (V / amp):	240
Nett Weight (kg):	216



Features

- 225 x 180mm rectangular capacity
- Larger cutting capacity than conventional cold saws
- Heavy-duty gear drive system
- Quick-action lock/release vice
- Swivel head mitre cut to 60° right
- Quick action lock/release lever for swivel head
- Coolant system for cutting efficiency and blade life
- Material support roller for long stock
- User friendly blade tension system
- Control panel mounted for easy access
- Ball bearing blade guides ensures minimal blade clearance wear & increases blade life due to less friction
- Blade cleaning brush incorporated into blade guide system
- Adjustable hydraulic cylinder for auto feed
- 1-speed 240V motor enabling blade speeds of 90mpm
- Vibration free, low noise operation ensures clean & high precision cuts
- Machine stand with integrated cooling fitted as standard

Product Brochure For B062


Specific Features




Blade Tension Device



Control Panel




Feed Control Valve



Wire Wheel and Roller Bearing Blade Guides



Motor and Gearbox



Vice



Swivel Head Degree Scale



Quick Action Clamp Lever



Coolant System



Large Swarf Tray

Product Brochure For B062

Recommended Accessories

B478

Metal Band Saw Blade - 4-6TPI Bi-Metal, Blade - 2480 x 27 x 0.9mm



B479

Metal Band Saw Blade - 6-10TPI Bi-Metal, Blade - 2480 x 27 x 0.9mm



B480

Metal Band Saw Blade - 10-14TPI Bi-Metal, Blade - 2480 x 27 x 0.9mm



S091

Soluble Metal Cutting Fluid - 20 Litre



S090A

Soluble Metal Cutting Fluid - 1 Litre



S090

Soluble Metal Cutting Fluid - 5 Litre



S076

Cutting Tool Lubricant Fluid - 500ml



S077

Drilling, Tapping & Cutting Tool Lubricant Spray - 400g



Product Brochure For B062

S074
Cutting Tool Lubricant Paste -
500g



L812
Roller Conveyor




L814
Roller Conveyor Stand



M800
Rubber Mat - Anti-Fatigue



M805
Rubber Mat - Anti-Fatigue



O043
Rust & Corrosion Preventive



O042
General Purpose Lubricant &
Corrosion Inhibitor



O044
Rust & Corrosion Preventive

