

Product Brochure For J061

Hydraulic Pallet Truck - PT-2500

2500kg Load Capacity



On Sale

Ex GST	Inc GST
\$476.00	\$547.40
\$360.87	\$415.00

ORDER CODE:	J061
MODEL:	PT-2500
Load Capacity (kg):	2500
Total Lift Height (mm):	195
Lowered Fork Height (mm):	85
Height (without Handle) (mm):	431.5
Width Between Legs (mm):	~
Total Height (mm):	1235
Fork Length (mm):	1220
Blade Width (mm):	160
Width Over Forks (mm):	685
Front Fork Wheels (mm):	Ø80
Rear Swivel Wheels (mm):	Ø185
Lift Speed (mm/Stroke):	~
Overall Dimensions (L x W x H) (mm):	~
Nett Weight (kg):	77



Description

























This 2500KG pallet truck is suitable for many types of industries for example, Hire Companies, Work Sites, Manufacturing Shops, Shopping Centres, Warehousing Stores, Bottle Shops & Schools & TAFES.

Features

- 3-stage fingertip control (raise - neutral - lower)
- Twin Rear 180 x 50mm Polyurethane-coated cast Iron wheels with metal hubs
- Dual front wheels, ideal for mezzanine floors to distribute the load
- Fork legs reinforced with welded box section to increased strength
- Tapered front guides to help assist with pallet entry
- Foot release lever for lowering tynes
- Cast iron pump designed to increase pump life
- Greasing nipples provides lubrication to bearings
- Chrome piston and ram for prolonged life
- 685mm width of forks for easy & stable pallet manoeuvrability
- Bypass valve prevents overload
- 180° turning circle
- Quality steel fabrication

Product Brochure For J061

HAFCO vs COMPETITORS

  <p>4mm Thick Steel Plate</p>	 
  <p>35mm Diameter Ram</p>	 
  <p>Welded Box Section</p>	 
  <p>Heavy Duty Wheel Housing</p>	 
  <p>Foot Release & Heavy Base</p>	 
  <p>Extra Braced Frame</p>	 

Product Brochure For J061

Specific Features



Underneath View




Frame with Rolled Edges and Welded In Box Section for Increased Strength



Channel Thickness 4mm



Front Wheel Hinge Reinforced Welded Bracket



Rear Frame with Extra Cross Members for Additional Strength



Large 35mm Diameter Piston Lifting Ram



Front Wheel For Easy Pallet Entry



Dual Front Wheels Lowered



Large Double Rear Wheels



Foot Release



Front Entry View



Front View Raised



Side View Lowered



Raised Position



Side View Raised



Front Entry Wheels Raised

Product Brochure For J061



Handle In Engaged Ram Position



Handle In Release Position



Handle In Neutral Position