


## Product Brochure For K060A

# Manual Panbrake & Guillotine Package Deal - PB-422A & SG-416A

Panbrake: 1250 x 2mm - Guillotine: 1300 x 1.6mm

Panbrake: Removable Individual Bending Fingers



METALMASTER



### Features

- PB-422A - Manual Panbrake:
  - 1250mm x 2mm capacity
  - Extended fingers allows bending of pans or boxes to a depth of 230mm
  - Quick head adjustment mechanism to suit your material thickness
  - Ground segmented fingers can be repositioned to suit many applications
  - Heavy duty steel fabricated frame provides accurate bends
  - Safety top beam support stop lever located on right side of machine
  - Grease nipples located on all rotating parts
  - Quick action beam adjustment for varying material thickness
  - Removable individual bending fingers for pans or boxes
  - Mild steel capacity is rated on hot rolled material with 250MPA
  - Includes digital angle readout with CR2032 battery
  - Quick Action Beam Head Adjustment for Material Thickness
  - Rear manual backgauge
- SG-416A - Manual Treadle Guillotine:
  - 1300 x 1.6mm capacity
  - Quality steel-fabrication construction
  - Blades made from 9CrSi material suitable for stainless steel
  - Spring loaded material clamp beam
  - Greasing & oiling points on bearing surfaces
  - Adjustable blade gap clearance for thin material
  - Includes front sheet supports and backgauge
  - Mild steel capacity is rated on hot rolled material with 250MPA.

### On Sale - Package Deal

Ex GST	Inc GST
<del>\$7,614.00</del>	<del>\$8,756.10</del>
\$6,500.00	\$7,475.00

### Package Contents - SAVE \$1,561.70 (Inc)

1 x S262 - Manual Panbrake PB-422A	\$5,598.20
1 x S534A - Manual Treadle Guillotine SG-416A	\$3,438.50
<b>Normal Price (Inc):</b>	<b>\$9,036.70</b>

ORDER CODE:	K060A
MODEL:	PB-422A & SG-416A Package
Bending Capacity - Mild Steel (mm):	2-Panbrake, 1.6-Guillotine
Material Length Capacity (mm):	1250
Floor Space (L x W x H) (mm):	~
Nett Weight (kg):	1350

Product Brochure For K060A

Specific Features



Panbrake



Rear Back Gauge




Digital Angle Readout



Quick Head Adjustment Handle for Material Thickness



Top Beam Support Stop Lever and Thickness Adjustment Handle



Removable Extra Long Fingers



Rear Manual Backgauge



Guillotine



Front View




Left View



Right Top View



Backgauge



Material Clamp

Product Brochure For K060A

---

**Recommended Accessories**

S262  
Manual Panbrake

S534A  
Manual Treadle Guillotine

M977  
Digital Bevel Box

