

## Product Brochure For L187D

### Centre Lathe - AL-540A

356 x 1000mm Turning Capacity - 38mm Bore

Includes Digital Readout System & Quick Change Toolpost



ORDER CODE:	L187D
MODEL:	AL-540A
Swing Over Bed (mm):	356
Distance Between Centres (mm):	1000
Spindle Bore (mm):	38
Swing In Gap (mm):	506
Swing Over Cross-slide (mm):	220
Digital Readout System Fitted:	Yes
Quick Change Toolpost Fitted:	Yes
Leadscrew Covers Fitted:	Yes
Taper Turning Attachment:	~
Coolant System:	Yes
Tool Height To Suit (mm):	16
Centre Height (mm):	178
Spindle Nose Size or Type:	D1-4 Camlock
Bed Width (mm):	206
Headstock Spindle Taper (MT):	5
Tailstock Taper (MT):	3
Cross Slide Travel (mm):	180
Compound Slide Travel (mm):	100
Leadscrew Type:	Metric
Metric Cross Feed (X-Axis) (mm/rev):	0.015 - 0.220
Imperial Cross Feed (X-Axis) (inch/rev):	~
Metric Longitudinal Feed (Z-Axis) (mm/rev):	0.043 - 0.653
Imperial Longitudinal Feed (Z-Axis) (inch/rev):	~
Metric Thread Steps & Pitch (No. / mm):	39 (0.45 - 7.5)
Imperial Thread Steps & TPI (No. / TPI):	28 (4 - 112)
3 Jaw Chuck Diameter (mm):	160
4 Jaw Chuck Diameter (mm):	200
Spindle Steps / Speeds (No. / rpm):	8 (100 - 2000)
Motor Power (kW / hp):	2.25 / 3
Voltage / Amperage (V / amp):	240 / 15
Nett Weight (kg):	880

### Features

- 2 Axis digital readout system
- Quick change toolpost with 4 holders
- Concertina leadscrew cover
- Gear drive headstock for quick change of spindle speeds
- Cast iron stand increasing rigidity and reducing vibration
- Precision 'V'-beds are hardened and ground, incorporating a rigid webbed casting
- Low voltage work light
- Foot operated spindle brake with safety cut out switch
- Change gears for metric and imperial thread cutting
- Oil sight glass for head stock and gearbox
- Adjustable taper roller bearings support the spindle
- Overload clutch mechanism on auto power feed
- Micro-adjustable length-stop on bed-way for accurate repetitive operation
- 3HP/240V motor 8-speed (100-2000rpm)
- Inching button is incorporated on the control panel for convenient spindle speed selection
- Enclosed quick action gearbox for thread cutting and auto feeding
- Powered longitudinal and cross feeds
- D1-4 camlock spindle for quick chuck changes and safe reverse-direction turning. ISO standard
- Removable gap bed-way for larger diameter jobs
- Dual calibrated dials (except for saddle hand-wheel)
- Chuck & change gear guards are fitted with micro switches
- Coolant system with flexible hose

## Product Brochure For L187D

- Slide out swarf tray

### Includes

- 2 Axis digital readout system
- Concertina leadscrew covers
- Quick change tool-post with 4 holders
- 160mm 3-jaw chuck with reverse jaws
- 200mm 4-jaw chuck
- Face plate
- Fixed steady
- Travelling steady
- Change gears
- Dead centres
- Thread-chasing dial
- Work light
- Cast iron stand
- Foot brake
- Rear splash guard & swarf tray
- Tool box
- Instruction booklet

### Specific Features



2 Axis DRO



Headstock Controls



Speed Levers



Gearbox



Safety Chuck Guard



6 3 Point Steady




2 Point Steady




Saddle left View




Saddle Right View



Saddle Front View



Leadscrew Covers



Saddle stop

Product Brochure For L187D



Feed Engage Levers



Quick Change Toolpost



Cross Feed Dial



Saddle Hand Wheel



Compound Dial



Compound Slide Scale



Thread Chasing Dial




Spindle Engagement Lever



Compound Slide



Tailstock



Tailstock Quill



Tailstock Hand Wheel



Induction Hardened Bedways



Footbrake



Pull Out Swarf Tray

Product Brochure For L187D

**Recommended Accessories**

**G660**  
Lathe Leadscrew Cover Kit



**G659**  
Lathe Leadscrew Cover Kit - Concertina



**L300**  
Magnetic Swarf Remover




**M9991**  
Magnetic Floor Sweeper



**L0077**  
Lathe Turning Tool Kit - 7 piece Insert Type



**L0078**  
Carbide Inserts - General Purpose



**L451**  
Lathe Turning Tool Kit - 3 piece Insert Type



**L465**  
Professional Lathe Parting Tool Kit - Insert Type



Product Brochure For L187D


**L457**  
Lathe Threading Tool Kit - Insert Type



**C052**  
3MT Live Centre




**L341**  
Fitting and Machining Technical Book



**L345**  
Handy Workshop Tips & Techniques - 1st Edition



**L3455**  
Professional Sheet Metal Fabrication Book



**L076**  
Knurling Tool Holder Kit



**C290**  
Heavy Duty Drill Chuck - Keyed Type



**D443A**  
3MT x JT3 Drill Chuck Arbor Type



**D1272**  
Metric 135° Precision HSS Drill Set - 25 Piece



**D1282**  
Imperial 135° Precision HSS Drill Set - 29 Piece



**D126**  
Metric 135° Precision HSS Drill Set - 170 Pieces



**C980**  
5C Collet Lathe Adaptor




Product Brochure For L187D

**M800**  
Rubber Mat - Anti-Fatigue



**M805**  
Rubber Mat - Anti-Fatigue



**S090A**  
Soluble Metal Cutting Fluid - 1 Litre



**S090**  
Soluble Metal Cutting Fluid - 5 Litre



**S076**  
Cutting Tool Lubricant Fluid - 500ml



**S077**  
Drilling, Tapping & Cutting Tool Lubricant Spray - 400g



**S074**  
Cutting Tool Lubricant Paste - 500g



**O043**  
Rust & Corrosion Preventive



**O042**  
General Purpose Lubricant & Corrosion Inhibitor



**O044**  
Rust & Corrosion Preventive

