

Product Brochure For L191D

Centre Lathe - CL-38A

Ø410 x 1000mm Turning Capacity - Ø52mm Spindle Bore
Includes Digital Readout System & Quick Change Toolpost



On Sale

Ex GST	Inc GST
\$15,190.00	\$17,468.50
\$13,900.00	\$15,985.00

ORDER CODE:	L191D
MODEL:	CL-38A
Swing Over Bed (mm):	410
Distance Between Centres (mm):	1000
Spindle Bore (mm):	52
Swing In Gap (mm):	580
Swing Over Cross-slide (mm):	255
Digital Readout System Fitted:	Yes
Quick Change Toolpost Fitted:	Yes
Leadscrew Covers Fitted:	Yes
Taper Turning Attachment:	~
Coolant System:	Yes
Tool Height To Suit (mm):	20
Centre Height (mm):	205
Spindle Nose Size or Type:	D1-6 Camlock
Bed Width (mm):	250
Headstock Spindle Taper (MT):	6
Tailstock Taper (MT):	4
Cross Slide Travel (mm):	210
Compound Slide Travel (mm):	140
Leadscrew Type:	Metric
Metric Cross Feed (X-Axis) (mm/rev):	0.025 - 0.85
Imperial Cross Feed (X-Axis) (inch/rev):	~
Metric Longitudinal Feed (Z-Axis) (mm/rev):	0.05 - 1.7
Imperial Longitudinal Feed (Z-Axis) (inch/rev):	~
Metric Thread Steps & Pitch (No. / mm):	39 (0.2 - 14)
Imperial Thread Steps & TPI (No. / TPI):	45 (2 - 72)
3 Jaw Chuck Diameter (mm):	200
4 Jaw Chuck Diameter (mm):	250
Spindle Steps / Speeds (No. / rpm):	16 (45 - 1800)
Motor Power (kW / hp):	3.3 / 4.5
Voltage / Amperage (V / amp):	415
Nett Weight (kg):	1550

Features

- 2 axis digital readout system
- Quick change toolpost
- Triple bearings supporting headstock spindle
- Adjustable taper roller bearings providing spindle accuracy
- Precision 'V'-beds & headstock gears are all hardened & ground
- One piece cast iron base increases rigidity
- Overload protection on drive motor and coolant system
- Universal enclosed gearbox incorporating metric & imperial thread capabilities
- Inching button incorporated on the control panel for convenient spindle speed selection
- Foot operated spindle brake with safety cut out switch
- 250mm wide induction hardened heavy duty cast iron bed
- Removable gap bed allowing work piece to swing up to 580mm
- Chuck guard fitted with safety micro switch
- Powered longitudinal and cross feeds
- Adjustable 6 position length-stop on bed-way for accurate repetitive operation
- Dual calibrated dials incorporating metric & imperial graduations

Product Brochure For L191D

- Coolant system with flexible hose enabling operator to manipulate flow direction
- Oil sight glass for head stock and gearbox
- Low voltage halogen work light
- Lubrication pump on saddle oiling slides
- D1-6 camlock spindle for quick chuck removal
- Large 52mm spindle bore
- 2 speed, 4.5hp, 415V motor

Includes

- 2 Axis digital readout system
- Quick change toolpost
- Concertina leadscrew covers
- 200mm 3-jaw chuck with reverse jaws
- 250mm 4-jaw chuck
- Face plate
- Fixed steady with roller bearings
- Travelling steady with roller bearings
- Dead centres
- Thread chasing dial
- Foot brake
- Coolant system
- Work light
- Rear splash guard
- Spindle reducing bush

Specific Features



Left View



2 Axis SINO Digital Readout



Safety Chuck Guard



V Bed




Head Stock Control



Speed Selectors



Feed Gearbox



Back Gear Set Up Chart

Product Brochure For L191D

mod	dp	mm		in	
C	C	C	C	C	C
3	HCT12	050	LCT1W	0.02	
4	HCT12	055	LCT2W	0.022	
5	HCT12	065	LCT3W	0.03	
6	HCT12	080	LCT4W	0.033	
7	HCT12	100	LCT5W	0.04	
8	HCT12	125	LCT6W	0.05	
9	HCT12	150	LCT7W	0.06	
10	HCT12	175	LCT8W	0.07	
11	HCT12	200	LCT9W	0.08	
12	HCT12	225	LCT10W	0.09	
13	HCT12	250	LCT11W	0.10	
14	HCT12	275	LCT12W	0.11	
15	HCT12	300	LCT13W	0.12	
16	HCT12	325	LCT14W	0.13	
17	HCT12	350	LCT15W	0.14	
18	HCT12	375	LCT16W	0.15	
19	HCT12	400	LCT17W	0.16	
20	HCT12	425	LCT18W	0.17	
21	HCT12	450	LCT19W	0.18	
22	HCT12	475	LCT20W	0.19	
23	HCT12	500	LCT21W	0.20	
24	HCT12	525	LCT22W	0.21	
25	HCT12	550	LCT23W	0.22	
26	HCT12	575	LCT24W	0.23	
27	HCT12	600	LCT25W	0.24	
28	HCT12	625	LCT26W	0.25	
29	HCT12	650	LCT27W	0.26	
30	HCT12	675	LCT28W	0.27	
31	HCT12	700	LCT29W	0.28	
32	HCT12	725	LCT30W	0.29	
33	HCT12	750	LCT31W	0.30	
34	HCT12	775	LCT32W	0.31	
35	HCT12	800	LCT33W	0.32	
36	HCT12	825	LCT34W	0.33	
37	HCT12	850	LCT35W	0.34	
38	HCT12	875	LCT36W	0.35	
39	HCT12	900	LCT37W	0.36	
40	HCT12	925	LCT38W	0.37	
41	HCT12	950	LCT39W	0.38	
42	HCT12	975	LCT40W	0.39	
43	HCT12	1000	LCT41W	0.40	
44	HCT12	1025	LCT42W	0.41	
45	HCT12	1050	LCT43W	0.42	
46	HCT12	1075	LCT44W	0.43	
47	HCT12	1100	LCT45W	0.44	
48	HCT12	1125	LCT46W	0.45	
49	HCT12	1150	LCT47W	0.46	
50	HCT12	1175	LCT48W	0.47	
51	HCT12	1200	LCT49W	0.48	
52	HCT12	1225	LCT50W	0.49	
53	HCT12	1250	LCT51W	0.50	
54	HCT12	1275	LCT52W	0.51	
55	HCT12	1300	LCT53W	0.52	
56	HCT12	1325	LCT54W	0.53	
57	HCT12	1350	LCT55W	0.54	
58	HCT12	1375	LCT56W	0.55	
59	HCT12	1400	LCT57W	0.56	
60	HCT12	1425	LCT58W	0.57	
61	HCT12	1450	LCT59W	0.58	
62	HCT12	1475	LCT60W	0.59	
63	HCT12	1500	LCT61W	0.60	
64	HCT12	1525	LCT62W	0.61	
65	HCT12	1550	LCT63W	0.62	
66	HCT12	1575	LCT64W	0.63	
67	HCT12	1600	LCT65W	0.64	
68	HCT12	1625	LCT66W	0.65	
69	HCT12	1650	LCT67W	0.66	
70	HCT12	1675	LCT68W	0.67	
71	HCT12	1700	LCT69W	0.68	
72	HCT12	1725	LCT70W	0.69	
73	HCT12	1750	LCT71W	0.70	
74	HCT12	1775	LCT72W	0.71	
75	HCT12	1800	LCT73W	0.72	
76	HCT12	1825	LCT74W	0.73	
77	HCT12	1850	LCT75W	0.74	
78	HCT12	1875	LCT76W	0.75	
79	HCT12	1900	LCT77W	0.76	
80	HCT12	1925	LCT78W	0.77	
81	HCT12	1950	LCT79W	0.78	
82	HCT12	1975	LCT80W	0.79	
83	HCT12	2000	LCT81W	0.80	
84	HCT12	2025	LCT82W	0.81	
85	HCT12	2050	LCT83W	0.82	
86	HCT12	2075	LCT84W	0.83	
87	HCT12	2100	LCT85W	0.84	
88	HCT12	2125	LCT86W	0.85	
89	HCT12	2150	LCT87W	0.86	
90	HCT12	2175	LCT88W	0.87	
91	HCT12	2200	LCT89W	0.88	
92	HCT12	2225	LCT90W	0.89	
93	HCT12	2250	LCT91W	0.90	
94	HCT12	2275	LCT92W	0.91	
95	HCT12	2300	LCT93W	0.92	
96	HCT12	2325	LCT94W	0.93	
97	HCT12	2350	LCT95W	0.94	
98	HCT12	2375	LCT96W	0.95	
99	HCT12	2400	LCT97W	0.96	
100	HCT12	2425	LCT98W	0.97	
101	HCT12	2450	LCT99W	0.98	
102	HCT12	2475	LCT100W	0.99	
103	HCT12	2500	LCT101W	1.00	
104	HCT12	2525	LCT102W	1.01	
105	HCT12	2550	LCT103W	1.02	
106	HCT12	2575	LCT104W	1.03	
107	HCT12	2600	LCT105W	1.04	
108	HCT12	2625	LCT106W	1.05	
109	HCT12	2650	LCT107W	1.06	
110	HCT12	2675	LCT108W	1.07	
111	HCT12	2700	LCT109W	1.08	
112	HCT12	2725	LCT110W	1.09	
113	HCT12	2750	LCT111W	1.10	
114	HCT12	2775	LCT112W	1.11	
115	HCT12	2800	LCT113W	1.12	
116	HCT12	2825	LCT114W	1.13	
117	HCT12	2850	LCT115W	1.14	
118	HCT12	2875	LCT116W	1.15	
119	HCT12	2900	LCT117W	1.16	
120	HCT12	2925	LCT118W	1.17	
121	HCT12	2950	LCT119W	1.18	
122	HCT12	2975	LCT120W	1.19	
123	HCT12	3000	LCT121W	1.20	
124	HCT12	3025	LCT122W	1.21	
125	HCT12	3050	LCT123W	1.22	
126	HCT12	3075	LCT124W	1.23	
127	HCT12	3100	LCT125W	1.24	
128	HCT12	3125	LCT126W	1.25	
129	HCT12	3150	LCT127W	1.26	
130	HCT12	3175	LCT128W	1.27	
131	HCT12	3200	LCT129W	1.28	
132	HCT12	3225	LCT130W	1.29	
133	HCT12	3250	LCT131W	1.30	
134	HCT12	3275	LCT132W	1.31	
135	HCT12	3300	LCT133W	1.32	
136	HCT12	3325	LCT134W	1.33	
137	HCT12	3350	LCT135W	1.34	
138	HCT12	3375	LCT136W	1.35	
139	HCT12	3400	LCT137W	1.36	
140	HCT12	3425	LCT138W	1.37	
141	HCT12	3450	LCT139W	1.38	
142	HCT12	3475	LCT140W	1.39	
143	HCT12	3500	LCT141W	1.40	
144	HCT12	3525	LCT142W	1.41	
145	HCT12	3550	LCT143W	1.42	
146	HCT12	3575	LCT144W	1.43	
147	HCT12	3600	LCT145W	1.44	
148	HCT12	3625	LCT146W	1.45	
149	HCT12	3650	LCT147W	1.46	
150	HCT12	3675	LCT148W	1.47	
151	HCT12	3700	LCT149W	1.48	
152	HCT12	3725	LCT150W	1.49	
153	HCT12	3750	LCT151W	1.50	
154	HCT12	3775	LCT152W	1.51	
155	HCT12	3800	LCT153W	1.52	
156	HCT12	3825	LCT154W	1.53	
157	HCT12	3850	LCT155W	1.54	
158	HCT12	3875	LCT156W	1.55	
159	HCT12	3900	LCT157W	1.56	
160	HCT12	3925	LCT158W	1.57	
161	HCT12	3950	LCT159W	1.58	
162	HCT12	3975	LCT160W	1.59	
163	HCT12	4000	LCT161W	1.60	
164	HCT12	4025	LCT162W	1.61	
165	HCT12	4050	LCT163W	1.62	
166	HCT12	4075	LCT164W	1.63	
167	HCT12	4100	LCT165W	1.64	
168	HCT12	4125	LCT166W	1.65	
169	HCT12	4150	LCT167W	1.66	
170	HCT12	4175	LCT168W	1.67	
171	HCT12	4200	LCT169W	1.68	
172	HCT12	4225	LCT170W	1.69	
173	HCT12	4250	LCT171W	1.70	
174	HCT12	4275	LCT172W	1.71	
175	HCT12	4300	LCT173W	1.72	
176	HCT12	4325	LCT174W	1.73	
177	HCT12	4350	LCT175W	1.74	
178	HCT12	4375	LCT176W	1.75	
179	HCT12	4400	LCT177W	1.76	
180	HCT12	4425	LCT178W	1.77	
181	HCT12	4450	LCT179W	1.78	
182	HCT12	4475	LCT180W	1.79	
183	HCT12	4500	LCT181W	1.80	
184	HCT12	4525	LCT182W	1.81	
185	HCT12	4550	LCT183W	1.82	
186	HCT12	4575	LCT184W	1.83	
187	HCT12	4600	LCT185W	1.84	
188	HCT12	4625	LCT186W	1.85	
189	HCT12	4650	LCT187W	1.86	
190	HCT12	4675	LCT188W	1.87	
191	HCT12	4700	LCT189W	1.88	
192	HCT12	4725	LCT190W	1.89	
193	HCT12	4750	LCT191W	1.90	
194	HCT12	4775	LCT192W	1.91	
195	HCT12	4800	LCT193W	1.92	
196	HCT12	4825	LCT194W	1.93	
197	HCT12	4850	LCT195W	1.94	
198	HCT12	4875	LCT196W	1.95	
199	HCT12	4900	LCT197W	1.96	
200	HCT12	4925	LCT198W	1.97	
201	HCT12	4950	LCT199W	1.98	
202	HCT12	4975	LCT200W	1.99	
203	HCT12	5000	LCT201W	2.00	
204	HCT12	5025	LCT202W	2.01	
205	HCT12	5050	LCT203W	2.02	
206	HCT12	5075	LCT204W	2.03	
207	HCT12	5100	LCT205W	2.04	
208	HCT12	5125	LCT206W	2.05	
209	HCT12	5150	LCT207W	2.06	
210	HCT12	5175	LCT208W	2.07	
211	HCT12	5200	LCT209W	2.08	
212	HCT12	5225	LCT210W	2.09	
213	HCT12	5250	LCT211W	2.10	
214	HCT12	5275	LCT212W	2.11	
215	HCT12	5300	LCT213W	2.12	
216	HCT12	5325	LCT214W	2.13	
217	HCT12	5350	LCT215W	2.14	
218	HCT12	5375	LCT216W	2.15	
219	HCT12	5400	LCT217W	2.16	
220	HCT12	5425	LCT218W	2.17	
221	HCT12	5450	LCT219W	2.18	
222	HCT12	5475	LCT220W	2.19	
223	HCT12	5500	LCT221W	2.20	
224	HCT12	5525	LCT222W	2.21	
225	HCT12	5550	LCT223W	2.22	
226	HCT12	5575	LCT224W	2.23	
227	HCT12	5600	LCT225W	2.24	
228	HCT12	5625	LCT226W	2.25	
229	HCT12	5650	LCT227W	2.26	
230	HCT12	5675	LCT228W	2.27	
231	HCT12	5700	LCT229W	2.28	
232	HCT12	5725	LCT230W	2.29	
233	HCT12	5750	LCT231W	2.30	
234	HCT12	5775	LCT232W	2.31	

Product Brochure For L191D




Compound Side Hand Wheel



Quick Change Toolpost Rear View



Tailstock



Tailstock Quill Scale



Tailstock Hand Wheel

Recommended Accessories

2JA6051
TOOL HOLDER FOR QCTP

L046
Right Hand Turning Tool Holder

L047
Left Hand Turning Tool Holder

L039
Right Hand Turning Tool Holder



Product Brochure For L191D

L040
Left Hand Turning Tool Holder



L452
Lathe Turning Tool Kit - 3 piece Insert Type



L458
Lathe Threading Tool Kit - Insert Type



L466
Professional Lathe Parting Tool Kit - Insert Type



C054
4MT Live Centre



C046
4MT Pipe Centre - 70° Cone



C290
Heavy Duty Drill Chuck - Keyed Type



C294
Industrial Drill Chuck - Keyless Type



D454A
4MT x JT3 Drill Chuck Arbor



D424
Drill Sleeve - Morse Taper



D422
Drill Sleeve - Morse Taper



D126
Metric 135° Precision HSS Drill Set - 170 Pieces



Product Brochure For L191D

D1272
Metric 135° Precision HSS Drill Set - 25 Piece



D1282
Imperial 135° Precision HSS Drill Set - 29 Piece



D119
Metric 2MT HSS Drill Set



G660
Lathe Leadscrew Cover Kit



S090A
Soluble Metal Cutting Fluid - 1 Litre



S090
Soluble Metal Cutting Fluid - 5 Litre



S076
Cutting Tool Lubricant Fluid - 500ml



S077
Drilling, Tapping & Cutting Tool Lubricant Spray - 400g



S074
Cutting Tool Lubricant Paste - 500g



S091
Soluble Metal Cutting Fluid - 20 Litre



A358
Sky Hook Lifting Device



A358A
Chuck Hook



Product Brochure For L191D

L300
Magnetic Swarf Remover




M9991
Magnetic Floor Sweeper



M800
Rubber Mat - Anti-Fatigue



M805
Rubber Mat - Anti-Fatigue



O043
Rust & Corrosion Preventive



O042
General Purpose Lubricant & Corrosion Inhibitor



O044
Rust & Corrosion Preventive

