

Product Brochure For L240D

Centre Lathe - AL-1000C

Ø360 x 1000mm Turning Capacity - Ø40mm Spindle Bore
Includes Digital Readout System



On Sale - Back In Stock Soon

Ex GST

\$14,506.00

\$13,000.00

Inc GST

\$16,681.90

\$14,950.00

ORDER CODE:	L240D
MODEL:	AL-1000C
Swing Over Bed (mm):	360
Distance Between Centres (mm):	1000
Spindle Bore (mm):	40
Swing In Gap (mm):	516
Swing Over Cross-slide (mm):	225
Digital Readout System Fitted:	Yes
Quick Change Toolpost Fitted:	Optional
Leadscrew Covers Fitted:	Yes
Taper Turning Attachment:	Optional
Coolant System:	Yes
Tool Height To Suit (mm):	16
Centre Height (mm):	178
Spindle Nose Size or Type:	D1-4 Camlock
Bed Width (mm):	190
Headstock Spindle Taper (MT):	5
Tailstock Taper (MT):	3
Cross Slide Travel (mm):	175
Compound Slide Travel (mm):	100
Leadscrew Type:	Imperial
Metric Cross Feed (X-Axis) (mm/rev):	~
Imperial Cross Feed (X-Axis) (inch/rev):	0.0013 - 0.0184
Metric Longitudinal Feed (Z-Axis) (mm/rev):	~
Imperial Longitudinal Feed (Z-Axis) (inch/rev):	0.0026 - 0.0368
Metric Thread Steps & Pitch (No. / mm):	30 (0.4 - 7.0)
Imperial Thread Steps & TPI (No. / TPI):	32 (4 - 56)
3 Jaw Chuck Diameter (mm):	160
4 Jaw Chuck Diameter (mm):	200
Spindle Steps / Speeds (No. / rpm):	9 (82 - 2000)
Motor Power (kW / hp):	1.5 / 2
Voltage / Amperage (V / amp):	240 / 15
Nett Weight (kg):	700

Description

Manufactured in Taiwan

Tool room quality precision lathe and have been sold for over 20 years


Features

- 2 Axis digital readout system
- Gear drive headstock for quick change of spindle speeds
- Nachi Japanese made bearings supporting headstock spindle
- Stand increasing rigidity and reducing vibration
- Precision 'V'-beds are hardened and ground, incorporating a rigid webbed casting
- Foot operated spindle brake with safety cut out switch
- Slide out front swarf tray for easy cleaning
- Change gears for metric and imperial thread cutting
- Oil sight glass for head stock and gearbox
- Adjustable taper roller bearings support the spindle

Product Brochure For L240D



Saddle Right View



Thread Chasing Dial



Thread & Feed Engagement Levers



Spindle Engagement Lever




Saddle Hand Wheel



3 Point Fixed Steady




2 Point Travelling Steady



Swivel Compound with Scale



Compound Slide with 4-Way Toolpost



Compound Dial



Cross Slide Dial




Flexible Coolant Hose



Safety Chuck Guard



Tailstock




Tailstock Hand Wheel



Tailstock Offset Adjustment

Product Brochure For L240D



Hardened & Ground Bedways




Slide Out Swarf Tray



Foot Brake

Recommended Accessories

L258
Taper Turning Attachment



C980
5C Collet Lathe Adaptor



L277
Vertical Mill Slide



L295
Quick Change Toolpost



L017
Right Hand Turning Tool Holder



L018
Left Hand Turning Tool Holder



L044
Right Hand Turning Tool Holder



L045
Left Hand Turning Tool Holder



Product Brochure For L240D

L0077
Lathe Turning Tool Kit - 7 piece
Insert Type



L451
Lathe Turning Tool Kit - 3 piece
Insert Type



L465
Professional Lathe Parting Tool
Kit - Insert Type



L457
Lathe Threading Tool Kit - Insert
Type



L076
Knurling Tool Holder Kit



C052
3MT Live Centre



C045
3MT Pipe Centre - 70° Cone



C290
Heavy Duty Drill Chuck - Keyed
Type



C294
Industrial Drill Chuck - Keyless
Type



D443A
3MT x JT3 Drill Chuck Arbor



D1272
Metric 135° Precision HSS Drill
Set - 25 Piece



D1282
Imperial 135° Precision HSS
Drill Set - 29 Piece



Product Brochure For L240D

D126

Metric 135° Precision HSS Drill Set - 170 Pieces



S090A

Soluble Metal Cutting Fluid - 1 Litre



S090

Soluble Metal Cutting Fluid - 5 Litre



S076

Cutting Tool Lubricant Fluid - 500ml



S077

Drilling, Tapping & Cutting Tool Lubricant Spray - 400g



S074

Cutting Tool Lubricant Paste - 500g



S091

Soluble Metal Cutting Fluid - 20 Litre



G660

Lathe Leadscrew Cover Kit




G659

Lathe Leadscrew Cover Kit - Concertina



L341

Fitting and Machining Technical Book




L345

Handy Workshop Tips & Techniques - 1st Edition



L3455

Professional Sheet Metal Fabrication Book



Product Brochure For L240D

L300
Magnetic Swarf Remover




M9991
Magnetic Floor Sweeper



M800
Rubber Mat - Anti-Fatigue



M805
Rubber Mat - Anti-Fatigue



O043
Rust & Corrosion Preventive



O042
General Purpose Lubricant & Corrosion Inhibitor



O044
Rust & Corrosion Preventive

