

## Product Brochure For L245VS

### Centre Lathe - AL-1440V

Ø356 x 1000mm Turning Capacity - Ø51mm Spindle Bore  
Includes Digital Readout System & Electronic Variable Speed With Digital Speed Display

**On Sale**

Ex GST

Inc GST

**\$21,046.00**

**\$24,202.90**

**\$19,600.00**

**\$22,540.00**



ORDER CODE:	L245VS
MODEL:	AL-1440V
Swing Over Bed (mm):	356
Distance Between Centres (mm):	1000
Spindle Bore (mm):	51
Swing In Gap (mm):	516
Swing Over Cross-slide (mm):	225
Digital Readout System Fitted:	Yes
Quick Change Toolpost Fitted:	Optional
Leadscrew Covers Fitted:	Yes
Taper Turning Attachment:	Optional
Coolant System:	Yes
Tool Height To Suit (mm):	16
Centre Height (mm):	178
Spindle Nose Size or Type:	D1-5 Camlock
Bed Width (mm):	230
Headstock Spindle Taper (MT):	6
Tailstock Taper (MT):	3
Cross Slide Travel (mm):	175
Compound Slide Travel (mm):	100
Leadscrew Type:	Metric
Metric Cross Feed (X-Axis) (mm/rev):	0.033 - 0.467
Imperial Cross Feed (X-Axis) (inch/rev):	~
Metric Longitudinal Feed (Z-Axis) (mm/rev):	0.066 - 0.935
Imperial Longitudinal Feed (Z-Axis) (inch/rev):	~
Metric Thread Steps & Pitch (No. / mm):	32 (0.4 - 7.0)
Imperial Thread Steps & TPI (No. / TPI):	32 (4 - 56)
3 Jaw Chuck Diameter (mm):	200
4 Jaw Chuck Diameter (mm):	200
Spindle Steps / Speeds (No. / rpm):	Variable (30 - 2200)
Motor Power (kW / hp):	3.75 / 5
Voltage / Amperage (V / amp):	240 / 15
Nett Weight (kg):	840

### Description

Toolroom-quality precision lathe, made in Taiwan by the same manufacturer as the renowned AL-960B & AL-1000C/D models.

### Features

- Yasakawa Electric Varispeed high-performance, Low-noise, Inverter drive
- Variable speed 30-2200rpm with high/low speed selector
- Nachi Japanese made, adjustable taper roller bearings support the spindle
- 51mm spindle bore
- Precision 'V'-beds are hardened and ground, incorporating a rigid webbed casting
- One piece heavy steel fabricated stand
- Chuck guard with safety micro switch cut out
- Foot operated spindle brake with safety cut out switch
- 230mm wide induction hardened heavy duty cast iron bed
- Removable gap bed-way for larger diameter jobs
- Powered longitudinal and cross feeds

## Product Brochure For L245VS

- Overload clutch mechanism on auto power feed
- Dual calibrated dials (except for saddle hand wheel)
- Enclosed quick action gearbox for thread cutting and auto feeding
- Inching button is incorporated on the control panel
- Coolant system with flexible hose
- Oil sight glass for head stock and gearbox
- Change gears for metric and imperial thread cutting
- D1-5 camlock spindle for quick chuck removal
- Overload protection on drive motor and coolant system
- 3.75kw-5HP - 240V 3 Phase motor (runs on 15amp - 240V power)
- Emergency stop switches fitted to headstock and tailstock plinth

### Includes

- 2 axis digital readout system
- 200mm 3-jaw chuck with reverse jaws
- 200mm 4-jaw chuck
- Face plate
- 4-Way toolpost
- Fixed steady
- Travelling steady
- Telescopic leadscrew cover
- Change gears
- Dead centres
- Thread-chasing dial
- Safety chuck guard
- Stand
- Foot brake
- Rear splash guard
- Tool box
- Instruction booklet

### Specific Features



3 Axis Digital Readout



Headstock Controls



Control Panel

	PITCH $\phi$ MM								
	M	L	K	L	N	K	J	N	J
A D	3.2	3.6	4.0	4.5	4.8	5.0	5.6	6.0	7.0
B D	1.8	1.8	2.0	2.25	2.4	2.5	2.8	3.0	3.5
A C	0.8	0.9	1.0	1.2	1.25	1.4	1.5	1.75	
B C	0.4	0.45	0.5	0.6	0.7	0.75			

	FEED $\frac{1}{2}$ INCH				
	P	P	P	P	P
A D	0.935	0.831	0.748	0.623	0.534
B D	0.467	0.415	0.374	0.311	0.267
A C	0.230	0.207	0.187	0.155	0.133
B C	0.116	0.103	0.093	0.077	0.066

Feed Charts




Feeds and Threads Gearbox Levers

	T.P.I. INCH							
	N	M	M	M	M	M	M	M
A D	4	4 1/2	5	5 1/2	5 3/4	6	6 1/2	7
B D	8	9	10	11	11 1/2	12	13	14
A C	16	18	20	22	23	24	26	28
B C	32	36	40	44	46	48	52	56

	FEED INCH				
	P	P	P	P	P
A D	0.0388	0.0327	0.0294	0.0245	0.021
B D	0.0194	0.0163	0.0147	0.0122	0.010
A C	0.0092	0.0081	0.0073	0.0061	0.005
B C	0.0046	0.0040	0.0036	0.0030	0.002

Thread Charts



Saddle Controls



Saddle Right View

Product Brochure For L245VS



Thread Chasing Dial



Thread Engagement Lever



Spindle Engagement Lever



3 Point Fixed Steady



2 Point Travelling Steady



Swivel Compound Slide



Compound Slide with 4 Way Toolpost



Compound Slide Dial Graduations



Cross Slide Feed Dial Graduations



Saddle Hand Wheel



Flexible Coolant Hose



3 Jaw Camlock Chuck



Safety Chuck Guard



Tailstock



Tailstock Hand Wheel Dial Graduations




Tailstock Offset Adjustment

Product Brochure For L245VS



Hardened and Ground Bedways



Foot Brake



Toolbox with Accessories



Change Gear Train



Front View



Left View



Left Side View



Rear View



Rear Left View

Product Brochure For L245VS

**Recommended Accessories**

M002

Steel Machine Mount & Rubber Insert



L258

Taper Turning Attachment



C980

5C Collet Lathe Adaptor



L277

Vertical Mill Slide



L295

Quick Change Toolpost



L017

Right Hand Turning Tool Holder



L018

Left Hand Turning Tool Holder



L044

Right Hand Turning Tool Holder



Product Brochure For L245VS

**L045**  
Left Hand Turning Tool Holder



**L0077**  
Lathe Turning Tool Kit - 7 piece Insert Type



**L451**  
Lathe Turning Tool Kit - 3 piece Insert Type



**L465**  
Professional Lathe Parting Tool Kit - Insert Type



**L457**  
Lathe Threading Tool Kit - Insert Type



**L076**  
Knurling Tool Holder Kit



**C052**  
3MT Live Centre



**C045**  
3MT Pipe Centre - 70° Cone



**C290**  
Heavy Duty Drill Chuck - Keyed Type



**C294**  
Industrial Drill Chuck - Keyless Type



**D443A**  
3MT x JT3 Drill Chuck Arbor



**D1272**  
Metric 135° Precision HSS Drill Set - 25 Piece



Product Brochure For L245VS

**D1282**  
Imperial 135° Precision HSS Drill Set - 29 Piece



**D126**  
Metric 135° Precision HSS Drill Set - 170 Pieces



**S090A**  
Soluble Metal Cutting Fluid - 1 Litre



**S090**  
Soluble Metal Cutting Fluid - 5 Litre




**S076**  
Cutting Tool Lubricant Fluid - 500ml



**S077**  
Drilling, Tapping & Cutting Tool Lubricant Spray - 400g



**S074**  
Cutting Tool Lubricant Paste - 500g



**S091**  
Soluble Metal Cutting Fluid - 20 Litre




**G660**  
Lathe Leadscrew Cover Kit



**G659**  
Lathe Leadscrew Cover Kit - Concertina



**L341**  
Fitting and Machining Technical Book




**L345**  
Handy Workshop Tips & Techniques - 1st Edition



Product Brochure For L245VS

**L3455**  
Professional Sheet Metal Fabrication Book



**L300**  
Magnetic Swarf Remover




**M9991**  
Magnetic Floor Sweeper



**M800**  
Rubber Mat - Anti-Fatigue



**M805**  
Rubber Mat - Anti-Fatigue



**O043**  
Rust & Corrosion Preventive



**O042**  
General Purpose Lubricant & Corrosion Inhibitor



**O044**  
Rust & Corrosion Preventive

