

## Product Brochure For L249VS

### Centre Lathe - Studturn 1440VS

Ø360 x 1000mm Turning Capacity - Ø42mm Spindle Bore  
Includes Digital Readout System & Variable Spindle Speed



**On Sale - Back In Stock Soon**

Ex GST

Inc GST

**\$34,770.00**

**\$39,985.50**

**\$34,000.00**

**\$39,100.00**

ORDER CODE:	L249VS
MODEL:	Studturn 1440VS
Swing Over Bed (mm):	360
Distance Between Centres (mm):	1000
Spindle Bore (mm):	Ø42
Swing In Gap (mm):	560
Swing Over Cross-slide (mm):	215
Digital Readout System Fitted:	Yes
Quick Change Toolpost Fitted:	Optional
Leadscrew Covers Fitted:	Yes
Taper Turning Attachment:	Optional
Coolant System:	Yes
Tool Height To Suit (mm):	16
Centre Height (mm):	178
Spindle Nose Size or Type:	D1-5 Camlock
Bed Width (mm):	250
Headstock Spindle Taper (MT):	5
Tailstock Taper (MT):	3
Cross Slide Travel (mm):	195
Compound Slide Travel (mm):	100
Leadscrew Type:	Metric
Metric Cross Feed (X-Axis) (mm/rev):	0.01 - 0.13
Imperial Cross Feed (X-Axis) (inch/rev):	~
Metric Longitudinal Feed (Z-Axis) (mm/rev):	0.03 - 0.40
Imperial Longitudinal Feed (Z-Axis) (inch/rev):	~
Metric Thread Steps & Pitch (No. / mm):	27 (0.4 - 7)
Imperial Thread Steps & TPI (No. / TPI):	36 (4 - 72)
3 Jaw Chuck Diameter (mm):	Ø193
4 Jaw Chuck Diameter (mm):	Ø250
Spindle Steps / Speeds (No. / rpm):	Variable (35 - 2500)
Motor Power (kW / hp):	3.75 / 5
Voltage / Amperage (V / amp):	415
Nett Weight (kg):	1100

### Description

Manufactured in Taiwan, Jesco has been producing high-quality center lathes for over 30 years. As the OEM manufacturer for a prominent British lathe brand, Jesco ensures exceptional craftsmanship and reliability.

The Variable Speed Studturn boasts an impressive spindle speed of 2500rpm and features a fully enclosed universal gearbox, offering a comprehensive range of threading and feeding options. Designed with safety in mind, it includes leadscrew covers, chuck and chip guards, an additional emergency stop switch, and a convenient footbrake for enhanced operator protection.

### Features

- Schneider Electric Varispeed high-performance, Low-noise, Inverter drive
- Variable Speed 35-2500rpm with high/low speed selector
- Mechanical emergency footbrake for safety
- Noise levels below 80dba
- Precision Taiwanese machine, sold for over 34 years
- Adjustable taper roller bearings providing spindle accuracy
- Precision 'V'-beds & headstock gears are all hardened & ground
- Chuck guard with safety micro switch cut out

## Product Brochure For L249VS

- Overload protection on drive motor and coolant system
- Universal enclosed gearbox incorporating metric & imperial thread capabilities
- Inching button incorporated on the control panel for convenient spindle speed selection
- Foot operated spindle brake with safety cut out switch
- 250mm wide induction hardened heavy duty cast iron bed
- Removable gap bed allowing work piece to swing up to 560mm
- Powered longitudinal and cross feeds
- Clutch in apron enabling pressure adjustment for feeding in both axis
- Metric calibrated dials with clearly marked graduations
- Coolant system with flexible hose enabling operator to manipulate flow direction
- Oil sight glass for head stock and gearbox
- Change gears for metric and imperial thread cutting
- D1-5 camlock spindle for quick chuck removal
- 42mm spindle bore
- 3.75kW / 5HP 415V main motor


### Includes

- 2 axis digital readout system
- 193mm 3-jaw chuck (steel body) with reverse jaws
- 250mm 4-jaw chuck
- Faceplate
- Fixed Steady with roller bearings
- Travelling steady with roller bearings
- Chuck guard
- Leadscrew cover
- Foot brake
- Coolant system
- Rear splash guard
- Thread chasing dial
- Spindle reducing bush
- Dead centres
- Instruction booklet

### Optional Accessories

- Toolpost Safety Guard

### Specific Features



Saddle



Headstock Controls



DRO



Speed Digital Readout



Chuck Guard with Safety Micro Switch



Heavy Duty Tailstock



3 Point Travelling Steady




3 Point Fixed Steady

Product Brochure For L249VS



Adustable Light Coolant Nozzle



Thread Chasing Dial



Slide Out Tray For Easy Cleaning




One Shot Lubrication

INDICATOR TABLE			
GEAR	PITCH	SCALE	
13T	1 1.3 1.5 1.8	1	1
	0.2 0.25 0.3 0.4 0.5	1 or 4	
	0.7 1 1.4 1.75 2	2 or 5	
14T	3.5 7 14	3 or 6	
	0.8 4	1	
	0.2 0.25 0.3 0.4 0.5	1 or 4	
18T	0.5 0.6 0.75 0.9 1 1.2 3	4, 5, 6	
	6 9		
	0.8 4 12	1, 3 or 5	
20T	0.2 0.25 0.4 0.5 0.8 1 or 4		
	1 1.25 2 2.5 4	2 or 5	
	5 10	3 or 6	
22T	8	1	
	0.2 0.25 0.4 0.5 1 1 or 4		
	1.1 2 3.5 11	2 or 5	
	0.8	3 or 6	1

Indicator Table



Optional Toolpost Safety Guard Full View



Optional Toolpost Safety Guard Top View



Optional Toolpost Safety Guard

Recommended Accessories

A358

Sky Hook Lifting Device

A358A


Chuck Hook

L453

Lathe Turning Tool Kit - 3 piece Insert Type

L459

Lathe Threading Tool Kit - Insert Type



Product Brochure For L249VS

**L467**  
Professional Lathe Parting Tool Kit - Insert Type



**C054**  
4MT Live Centre



**S090A**  
Soluble Metal Cutting Fluid - 1 Litre



**S090**  
Soluble Metal Cutting Fluid - 5 Litre




**S076**  
Cutting Tool Lubricant Fluid - 500ml



**S077**  
Drilling, Tapping & Cutting Tool Lubricant Spray - 400g



**S074**  
Cutting Tool Lubricant Paste - 500g



**D1272**  
Metric 135° Precision HSS Drill Set - 25 Piece



**D1282**  
Imperial 135° Precision HSS Drill Set - 29 Piece



**D126**  
Metric 135° Precision HSS Drill Set - 170 Pieces



**C294**  
Industrial Drill Chuck - Keyless Type



**D454A**  
4MT x JT3 Drill Chuck Arbor Type



Product Brochure For L249VS

---

D119  
Metric 2MT HSS Drill Set



D424  
Drill Sleeve - Morse Taper



D422  
Drill Sleeve - Morse Taper



M800  
Rubber Mat - Anti-Fatigue



M805  
Rubber Mat - Anti-Fatigue

