

Product Brochure For L569D

Centre Lathe - AL-410

Ø400 x 1000mm Turning Capacity - Ø52mm Spindle Bore
Includes Digital Readout System & Quick Change Toolpost



On Sale - Back In Stock Soon

Ex GST

Inc GST

\$11,530.00

\$13,259.50

\$11,000.00

\$12,650.00

ORDER CODE:	L569D
MODEL:	AL-410
Swing Over Bed (mm):	400
Distance Between Centres (mm):	1000
Spindle Bore (mm):	52
Swing In Gap (mm):	520
Swing Over Cross-slide (mm):	250
Digital Readout System Fitted:	Yes
Quick Change Toolpost Fitted:	Yes
Leadscrew Covers Fitted:	Yes
Taper Turning Attachment:	~
Coolant System:	Yes
Tool Height To Suit (mm):	16
Centre Height (mm):	200
Spindle Nose Size or Type:	D1-5 Camlock
Bed Width (mm):	218
Headstock Spindle Taper (MT):	6
Tailstock Taper (MT):	4
Cross Slide Travel (mm):	250
Compound Slide Travel (mm):	80
Leadscrew Type:	Metric
Metric Cross Feed (X-Axis) (mm/rev):	0.011 - 0.276
Imperial Cross Feed (X-Axis) (inch/rev):	~
Metric Longitudinal Feed (Z-Axis) (mm/rev):	0.052 - 1.291
Imperial Longitudinal Feed (Z-Axis) (inch/rev):	~
Metric Thread Steps & Pitch (No. / mm):	32 (0.4 - 7)
Imperial Thread Steps & TPI (No. / TPI):	36 (4 - 60)
3 Jaw Chuck Diameter (mm):	200
4 Jaw Chuck Diameter (mm):	200
Spindle Steps / Speeds (No. / rpm):	18 (65 - 2000)
Motor Power (kW / hp):	2.4 / 3.2
Voltage / Amperage (V / amp):	415
Nett Weight (kg):	850

Features

- 2 Axis digital readout system
- Quick change toolpost with 5 holders
- Concertina leadscrew cover
- Gear drive headstock for quick change of spindle speeds
- Precision 'V'-beds are hardened and ground, incorporating a rigid webbed casting
- Low voltage work light
- Foot operated spindle brake with safety cut out switch
- Slide out front swarf tray for easy cleaning
- Change gears for metric and imperial thread cutting
- Oil sight glass for head stock and gearbox
- Adjustable taper roller bearings support the spindle
- Inching button is incorporated on the control panel for convenient spindle speed selection
- Enclosed quick action gearbox for thread cutting and auto feeding
- Powered longitudinal and cross feeds
- D1-5 camlock spindle for quick chuck changes and safe reverse-direction turning. ISO standard
- Removable gap bed-way for larger diameter jobs

Product Brochure For L569D

- Dual calibrated dials (except for saddle hand-wheel)
- Chuck & change gear guards are fitted with micro switches
- Coolant system with flexible hose
- Slide out swarf tray

Includes

- 2 Axis digital readout system
- Concertina leadscrew covers
- Slide out front swarf tray
- Quick change tool-post with 5 holders
- 200mm 3-jaw chuck with reverse jaws
- 200mm 4-jaw chuck
- Face plate
- Fixed steady
- Travelling steady
- Change gears
- Dead centres
- Thread-chasing dial
- Work light
- Stand
- Rear splash guard & swarf tray
- Tool box
- Instruction booklet

Specific Features



2 Axis Digital Readout



Three Tool Draws



Induction Hardened Bedways



Safety Chuck Guard



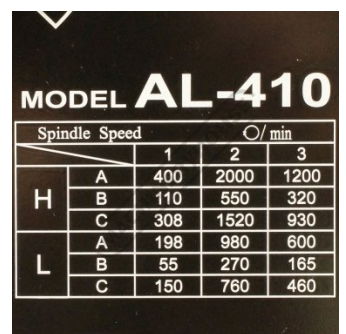
Quick Change Toolpost



Leadscrew Covers



Spindle Speed Levers



		Spindle Speed		
		○ / min		
		1	2	3
H	A	400	2000	1200
	B	110	550	320
	C	308	1520	930
L	A	198	980	600
	B	55	270	165
	C	150	760	460

Spindle Speed Chart

Product Brochure For L569D



Feed and Thread Gearbox



Saddle Right View



Saddle Stop




Coolant Hose and Worklight




Coolant Pump




Compound Slide



Saddle Left View



Saddle Front View




Feed and Thread Engagement Levers




Thread Chasing Dial

INDICATOR TABLE					
T	mm	SCALE	T	mm	SCALE
0	0.5	15	0.45	1	
	0.6	15	0.9	1	
	0.75	15	1.25	1	
	1	15	1.8	1	
16	1.5	15	2.25	1	
	3	15	2.50	1	
	0.4 1-8	14	4.50	1	
	0.8 1-3-5-7	14	5	1	
14	1.2 1-8	14	0.7 1-5		
	1.6 1-5	14	1.4 1-5		
	2 1-8	14	1.75 1-5		
	2.4 1-3-5-7	14	2.8 1		
	3.2 1	14	3.5 1-5		
	4 1-3-5-7	14	7 1-5		
	4.8 1-5	14			
	8 1-8	14			

Indicator Table



Fixed & Travelling Steadies



Saddle Hand Wheel



Saddle Hand Wheel Graduation



Spindle Engagement Lever



Crossslide Hand Wheel

Product Brochure For L569D



Compound Slide Hand Wheel



Swivel Compound Slide



Tailstock



Tailstock Quill



Tailstock Hand Wheel



Slide Out Drip Tray



Foot Brake



Feed Charts

METRIC THREAD PITCH LIST										
	B4	C4	C3	C2	A4	D2	E4	A2	E2	
M I	0.4	0.45	0.5		0.6			0.7	0.75	
M II	0.8	0.9	1		1.2	1.25	1.4	1.5	1.75	
M I	1.6	1.8	2	2.25	2.4	2.5	2.8	3	3.5	
M II	3.2	3.6	4	4.5	4.8	5	5.6	6	7	

Metric Thread Pitch Chart

THREAD PER INCH									
	A2	A3	C3	A4	C3	C3	A5	B4	
Z	24	24	38	24	22	24	26	24	24
M I	4	4 1/2	9 1/2	5	5 1/2	6	6 1/2	7	7 1/2
M II	8	9	19	10	11	12	13	14	15
Z	48	48	38	48	44	48	52	48	48
M I	16	18	19	20	22	24	26	28	30
M II	32	36	38	40	44	48	52	56	60

Imperial Thread Chart

MODULE THREAD										
	B4	C4	C3	C2	A4	D2	E4	A2	E2	
M I	0.4	0.45	0.5		0.6			0.7	0.75	
M II	0.8	0.9	1		1.2	1.25	1.4	1.5	1.75	
M I	1.6	1.8	2	2.25	2.4	2.5	2.8	3		
M II										

Module Thread Chart

D.P. THREAD												
	A2	A3	A4	A1	B3	A5	B4	C1	B1	B5		
M II	16	18	20	24	27	28	30	32	36	42		
M I	32	36	40	48	54	56	60	64	72	84		
T1	66	66	66	66	E3 41	66	66	E2 47	E5 48			
T2	21	21	21	21	21	22	21	24	28			
M II	8	9	10	12	13	14	15	11	22			
M I										22	44	

DP Thread Chart

Product Brochure For L569D

Recommended Accessories

L277
Vertical Mill Slide



L017
Right Hand Turning Tool Holder



L018
Left Hand Turning Tool Holder



L044
Right Hand Turning Tool Holder



L045
Left Hand Turning Tool Holder



L0077
Lathe Turning Tool Kit - 7 piece
Insert Type



L451
Lathe Turning Tool Kit - 3 piece
Insert Type



L465
Professional Lathe Parting Tool
Kit - Insert Type



Product Brochure For L569D

L457
Lathe Threading Tool Kit - Insert Type



L076
Knurling Tool Holder Kit



C054
4MT Live Centre



C046
4MT Pipe Centre - 70° Cone



C290
Heavy Duty Drill Chuck - Keyed Type



C294
Industrial Drill Chuck - Keyless Type



D454A
4MT x JT3 Drill Chuck Arbor



D1272
Metric 135° Precision HSS Drill Set - 25 Piece



D1282
Imperial 135° Precision HSS Drill Set - 29 Piece



D126
Metric 135° Precision HSS Drill Set - 170 Pieces



S090A
Soluble Metal Cutting Fluid - 1 Litre



S090
Soluble Metal Cutting Fluid - 5 Litre



Product Brochure For L569D

S076

Cutting Tool Lubricant Fluid - 500ml



S077

Drilling, Tapping & Cutting Tool Lubricant Spray - 400g



S074

Cutting Tool Lubricant Paste - 500g



S091

Soluble Metal Cutting Fluid - 20 Litre



G659

Lathe Leadscrew Cover Kit - Concertina




G660

Lathe Leadscrew Cover Kit



L341

Fitting and Machining Technical Book




L345

Handy Workshop Tips & Techniques - 1st Edition



L3455

Professional Sheet Metal Fabrication Book



L300

Magnetic Swarf Remover



M9991

Magnetic Floor Sweeper




M800

Rubber Mat - Anti-Fatigue



Product Brochure For L569D

M805
Rubber Mat - Anti-Fatigue



O043
Rust & Corrosion Preventive



O042
General Purpose Lubricant & Corrosion Inhibitor



O044
Rust & Corrosion Preventive

