

Product Brochure For L611D

Centre Lathe - CL-560

Ø560 x 2000mm Turning Capacity - Ø105mm Spindle Bore
Includes Digital Readout System, Quick Change Toolpost, Taper Turning Attachment & Auto Slide-way Lubrication



On Sale

Ex GST

Inc GST

\$29,220.00

\$33,603.00

\$26,500.00

\$30,475.00

ORDER CODE:	L611D
MODEL:	CL-560
Swing Over Bed (mm):	560
Distance Between Centres (mm):	2000
Spindle Bore (mm):	105
Swing In Gap (mm):	785
Swing Over Cross-slide (mm):	355
Digital Readout System Fitted:	Yes
Quick Change Toolpost Fitted:	Yes
Leadscrew Covers Fitted:	Yes
Taper Turning Attachment:	Yes
Coolant System:	Yes
Tool Height To Suit (mm):	25
Centre Height (mm):	280
Spindle Nose Size or Type:	D1-8 Camlock
Bed Width (mm):	350
Headstock Spindle Taper (MT):	7
Tailstock Taper (MT):	5
Cross Slide Travel (mm):	316
Compound Slide Travel (mm):	130
Leadscrew Type:	Metric
Metric Cross Feed (X-Axis) (mm/rev):	0.020-0.573
Imperial Cross Feed (X-Axis) (inch/rev):	~
Metric Longitudinal Feed (Z-Axis) (mm/rev):	0.059-1.646
Imperial Longitudinal Feed (Z-Axis) (inch/rev):	~
Metric Thread Steps & Pitch (No. / mm):	47 (0.2 - 14)
Imperial Thread Steps & TPI (No. / TPI):	60 (2 - 112)
3 Jaw Chuck Diameter (mm):	320
4 Jaw Chuck Diameter (mm):	400
Spindle Steps / Speeds (No. / rpm):	12 (20 - 1600)
Motor Power (kW / hp):	7.5 / 10
Voltage / Amperage (V / amp):	415
Nett Weight (kg):	3000

Features

- 2 axis digital readout system
- Quick change toolpost
- Large 105mm spindle bore
- Taper turning attachment fitted to saddle
- Automatic lubrication pump oiling slides
- Triple bearings supporting headstock spindle
- Adjustable taper roller bearings providing spindle accuracy
- Precision 'V'-beds & headstock gears are all hardened & ground
- One piece cast iron base increases rigidity
- Overload protection on drive motor and coolant system
- Universal enclosed gearbox incorporating metric & imperial thread capabilities
- Inching button incorporated on the control panel for convenient spindle speed selection
- Foot operated spindle brake with safety cut out switch
- 350mm wide induction hardened heavy duty cast iron bed
- Removable gap bed allowing workpiece to swing up to 785mm
- Chuck guard fitted with safety micro switch

Product Brochure For L611D

- Powered longitudinal and cross feeds
- Adjustable 5 position length-stop mechanism for accurate repetitive operation
- Micro adjustable saddle stop
- Dual calibrated cross feed dial incorporating metric & imperial graduations
- Coolant system with flexible hose enabling operator to manipulate flow direction
- Oil level sight glass for headstock and gearbox
- Low voltage halogen work light
- D1-8 camlock spindle for quick chuck removal
- 12 spindle speeds from 20-1600rpm
- 7.5kW / 10HP 415V main motor

Includes

- 2 axis digital readout system
- Taper turning attachment
- Quick change toolpost
- Auto lubrication pump for slides
- Concertina leadscrew covers
- 320mm 3-jaw chuck with reverse jaws
- 400mm 4-jaw chuck
- 450mm face plate
- Fixed steady with roller bearings
- Travelling steady with brass guides
- Dead centres
- Thread chasing dial
- Foot brake
- Coolant system
- LED Work light
- Rear splash guard
- Spindle reducing bush

Specific Features



Left View



Right View



2 Axis Digital Readout




Safety Chuck Guard



Head Stock Controls



Speed Selections Levers and Feed Levers



Feed Chart



Feed Levers


Product Brochure For L611D



Automatic Lubrication System




105mm Spindle Bore




Removable Gap Bedway



Hardened and Ground Bed



Taper Turning Attachment



Taper Turning Attachment Rear View



Taper Turning Attachment Close Up



Saddle Front View



Saddle Right View



LED Worklight and Coolant Hose




LED Worklight Close up



Fixed Steady with Roller Guides



Travelling Steady with Roller Guides



Leadscrew Covers



Quick Change Toolpost




Saddle Safety Guard

Product Brochure For L611D




Saddle Safety Guard Shown Open



Compound Slide



5 Position Adjustable Length Stop



Spindle Engagement Lever



Thread Chasing Dial




Compound Angle Slide



Saddle Controls



Saddle Dial



Compound Slide Dial




Cross Feed Dial in Metric Mode



Cross Feed Dial in Imperial Mode



Tailstock



Tailstock Quill Graduations



Tailstock Dial



Tailstock with Horizontal Adjustment



Control Panel

Product Brochure For L611D



Foot Brake



Toolbox Included

Recommended Accessories

L048
Right Hand Turning Tool Holder



L049
Left Hand Turning Tool Holder



L041
Right Hand Turning Tool Holder



L042
Left Hand Turning Tool Holder



L453
Lathe Turning Tool Kit - 3 piece
Insert Type



L459
Lathe Threading Tool Kit - Insert
Type



L467
Professional Lathe Parting Tool
Kit - Insert Type



C046
4MT Pipe Centre - 70° Cone



Product Brochure For L611D

C290
Heavy Duty Drill Chuck - Keyed Type



C294
Industrial Drill Chuck - Keyless Type



D454A
4MT x JT3 Drill Chuck Arbor



D424
Drill Sleeve - Morse Taper



D422
Drill Sleeve - Morse Taper



D1272
Metric 135° Precision HSS Drill Set - 25 Piece



D1282
Imperial 135° Precision HSS Drill Set - 29 Piece



D126
Metric 135° Precision HSS Drill Set - 170 Pieces



D119
Metric 2MT HSS Drill Set



S090A
Soluble Metal Cutting Fluid - 1 Litre



S090
Soluble Metal Cutting Fluid - 5 Litre



S076
Cutting Tool Lubricant Fluid - 500ml



Product Brochure For L611D

S077

Drilling, Tapping & Cutting Tool
Lubricant Spray - 400g



S074

Cutting Tool Lubricant Paste -
500g



S091

Soluble Metal Cutting Fluid - 20
Litre



G660

Lathe Leadscrew Cover Kit



A358

Sky Hook Lifting Device



A358A

Chuck Hook



L300

Magnetic Swarf Remover



M9991

Magnetic Floor Sweeper




M800

Rubber Mat - Anti-Fatigue



M805

Rubber Mat - Anti-Fatigue



O043

Rust & Corrosion Preventive



O042

General Purpose Lubricant &
Corrosion Inhibitor



Product Brochure For L611D

O044

Rust & Corrosion Preventive

