

Product Brochure For L632D

Centre Lathe - TM-1740G

Ø430 x 1000mm Turning Capacity - Ø80mm Spindle Bore
Includes Digital Readout System



On Sale

Ex GST	Inc GST
\$29,830.00	\$34,304.50
\$26,000.00	\$29,900.00

ORDER CODE:	L632D
MODEL:	TM-1740G
Swing Over Bed (mm):	430
Distance Between Centres (mm):	1000
Spindle Bore (mm):	80
Swing In Gap (mm):	650
Swing Over Cross-slide (mm):	235
Digital Readout System Fitted:	Yes
Quick Change Toolpost Fitted:	Optional
Leadscrew Covers Fitted:	~
Taper Turning Attachment:	Optional
Coolant System:	Yes
Tool Height To Suit (mm):	25
Centre Height (mm):	215
Spindle Nose Size or Type:	D1-8 Camlock
Bed Width (mm):	300
Headstock Spindle Taper (MT):	7
Tailstock Taper (MT):	4
Cross Slide Travel (mm):	250
Compound Slide Travel (mm):	125
Leadscrew Type:	Metric
Metric Cross Feed (X-Axis) (mm/rev):	0.02 - 0.4
Imperial Cross Feed (X-Axis) (inch/rev):	~
Metric Longitudinal Feed (Z-Axis) (mm/rev):	0.05 - 0.82
Imperial Longitudinal Feed (Z-Axis) (inch/rev):	~
Metric Thread Steps & Pitch (No. / mm):	17 (0.5 - 7)
Imperial Thread Steps & TPI (No. / TPI):	39 (4 - 56)
3 Jaw Chuck Diameter (mm):	275
4 Jaw Chuck Diameter (mm):	320
Spindle Steps / Speeds (No. / rpm):	12 (40 - 2000)
Motor Power (kW / hp):	5.5 / 7.5
Voltage / Amperage (V / amp):	415
Nett Weight (kg):	1910

Description

The TM-1740G Industrial quality centre lathe is manufactured in Taiwan to a stringent precision engineering high tolerance & superior excellence to cope with any job or task its set out to achieve by the professional machinist, and importantly to deliver many years of valuable & reliable service.

One of the most forgotten & important feature in a quality lathe is the spindle bore support bearings & generally not mentioned or overlooked because they are hidden well within the headstock of the lathe. Not in this case as the TM-1740G is equipped with 3 x German quality SKF bearings offering excellent spindle support to handle extreme cutting loads to produce accurate work.

Another reliable feature in this range of precision lathes is the manufacturing process of the bed-ways, it is made up from the highest quality Meehanite® cast iron. The key to the undisputed success of Meehanite® metals is the rigid application of its patented manufacturing process to provide ultimate strength & durability performance.

This lathe package is complete with the most desirable features required to turn out quality precise parts we all require from a metal turning lathe.

Features

— 2 axis digital readout system

Product Brochure For L632D

- Triple SKF German made bearings supporting headstock spindle
- Adjustable taper roller bearings providing spindle accuracy
- Precision 'V'-beds & headstock gears are all hardened & ground
- High quality one-piece Meehanite cast base increases rigidity
- Overload protection on drive motor and coolant system
- Universal enclosed gearbox incorporating metric & imperial thread capabilities
- Inching button incorporated on the control panel for convenient spindle speed selection
- Foot operated spindle brake with safety cut out switch
- 300mm Wide induction hardened heavy duty cast iron bed
- Removable gap bed allowing work piece to swing up to 650mm
- Powered longitudinal and cross feeds
- Adjustable 4 position length-stop mechanism for accurate repetitive operation
- Dual calibrated dials incorporating metric & imperial graduations
- Coolant system with flexible hose enabling operator to manipulate flow direction
- Oil sight glass for head stock, gearbox and apron
- Low voltage LED work light
- Lubrication pump on saddle oiling slides
- D1-8 camlock spindle for quick chuck removal
- 12 Spindle speeds from 40 - 2000rpm
- Large 80mm spindle bore
- 5.5kW / 7.5HP 415V main motor

Includes

- 2 Axis digital readout system
- 275mm 3-jaw chuck with reverse jaws
- 320mm 4-jaw chuck
- 356mm face plate
- Fixed Steady with roller bearings
- Travelling steady with roller bearings
- 4-position knock out feed system
- Dead centres
- Thread chasing dial
- Foot brake
- Coolant system
- LED Work light
- Rear splash guard
- Spindle reducing bush
- Instruction booklet

Specific Features



Headstock



2 Axis DRO



Speed Levers



Thread Charts

Product Brochure For L632D




Gearbox



Safety Chuck Guard




Meehanite Cast Bed



Saddle Left View



Saddle Front View



Saddle Right View



Compound Slide



Toolpost



Compound Scale



Saddle Lock



One Shot Slide Lubrication



Thread Chasing Dial



Feed and Threading Levers



Adjustable Auto Feed Knockout



Auto Feed Knockout System



Cross Feed Dial

Product Brochure For L632D




Saddle Hand Wheel



Compound Slide Dial



Tailstock



Tailstock Quill



Tailstock Hand Wheel



Fixed & Travelling Steadies



80mm Spindle Bore



Spindle Engagement Lever



LED Work Light and Coolant Hose



Foot Brake

Product Brochure For L632D

Recommended Accessories

L2994
Quick Change Toolpost - 40
Position

L634T
Taper Turning Attachment

L296
Quick Change Toolpost

L048
Right Hand Turning Tool Holder



L049
Left Hand Turning Tool Holder

L041
Right Hand Turning Tool Holder

L042
Left Hand Turning Tool Holder

L453
Lathe Turning Tool Kit - 3 piece
Insert Type



Product Brochure For L632D

L459
Lathe Threading Tool Kit - Insert Type



L467
Professional Lathe Parting Tool Kit - Insert Type



C054
4MT Live Centre



C046
4MT Pipe Centre - 70° Cone



C290
Heavy Duty Drill Chuck - Keyed Type



C294
Industrial Drill Chuck - Keyless Type



D454A
4MT x JT3 Drill Chuck Arbor



D422
Drill Sleeve - Morse Taper



D424
Drill Sleeve - Morse Taper



D1272
Metric 135° Precision HSS Drill Set - 25 Piece



D1282
Imperial 135° Precision HSS Drill Set - 29 Piece



D126
Metric 135° Precision HSS Drill Set - 170 Pieces



Product Brochure For L632D

D119
Metric 2MT HSS Drill Set



S090A
Soluble Metal Cutting Fluid - 1
Litre



S090
Soluble Metal Cutting Fluid - 5
Litre



S076
Cutting Tool Lubricant Fluid -
500ml



S077
Drilling, Tapping & Cutting Tool
Lubricant Spray - 400g



S074
Cutting Tool Lubricant Paste -
500g



S091
Soluble Metal Cutting Fluid - 20
Litre



G660
Lathe Leadscrew Cover Kit



A358
Sky Hook Lifting Device



A358A
Chuck Hook



L300
Magnetic Swarf Remover



M9991
Magnetic Floor Sweeper




Product Brochure For L632D

M800
Rubber Mat - Anti-Fatigue



M805
Rubber Mat - Anti-Fatigue



O043
Rust & Corrosion Preventive



O042
General Purpose Lubricant & Corrosion Inhibitor



O044
Rust & Corrosion Preventive

