

Product Brochure For L637D

Centre Lathe - TM-2260G

Ø560 x 1500mm Turning Capacity - Ø105mm Spindle Bore
Includes Digital Readout System

On Sale

Ex GST

Inc GST

\$41,420.00 **\$47,633.00**
\$37,100.00 **\$42,665.00**



ORDER CODE:	L637D
MODEL:	TM-2260G
Swing Over Bed (mm):	560
Distance Between Centres (mm):	1500
Spindle Bore (mm):	105
Swing In Gap (mm):	788
Swing Over Cross-slide (mm):	340
Digital Readout System Fitted:	Yes
Quick Change Toolpost Fitted:	Optional
Leadscrew Covers Fitted:	~
Taper Turning Attachment:	Optional
Coolant System:	Yes
Tool Height To Suit (mm):	25
Centre Height (mm):	280
Spindle Nose Size or Type:	D1-8 Camlock
Bed Width (mm):	350
Headstock Spindle Taper (MT):	7
Tailstock Taper (MT):	5
Cross Slide Travel (mm):	300
Compound Slide Travel (mm):	200
Leadscrew Type:	Metric
Metric Cross Feed (X-Axis) (mm/rev):	0.02 - 0.4
Imperial Cross Feed (X-Axis) (inch/rev):	~
Metric Longitudinal Feed (Z-Axis) (mm/rev):	0.05 - 0.82
Imperial Longitudinal Feed (Z-Axis) (inch/rev):	~
Metric Thread Steps & Pitch (No. / mm):	24 (0.5 - 14)
Imperial Thread Steps & TPI (No. / TPI):	44 (2 - 56)
3 Jaw Chuck Diameter (mm):	310
4 Jaw Chuck Diameter (mm):	400
Spindle Steps / Speeds (No. / rpm):	12 (16 - 1600)
Motor Power (kW / hp):	7.5 / 10
Voltage / Amperage (V / amp):	415
Nett Weight (kg):	2550

Description

The TM-2260G Industrial quality centre lathe is manufactured in Taiwan to a stringent precision engineering high tolerance & superior excellence to cope with any job or task its set out to achieve by the professional machinist, and importantly to deliver many years of valuable & reliable service.

One of the most forgotten & important feature in a quality lathe is the spindle bore support bearings & generally not mentioned or overlooked because they are hidden well within the headstock of the lathe. Not in this case as the TM-2260G is equipped with 3 x German quality SKF bearings offering excellent spindle support to handle extreme cutting loads to produce accurate work.

Another reliable feature in this range of precision lathes is the manufacturing process of the bed-ways, it is made up from the highest quality Meehanite® cast iron. The key to the undisputed success of Meehanite® metals is the rigid application of its patented manufacturing process to provide ultimate strength & durability performance.

This lathe package is complete with the most desirable features required to turn out quality precise parts we all require from a metal turning lathe.

Features

— 2 Axis digital readout system

Product Brochure For L637D

- Triple SKF German made bearings supporting headstock spindle
- Adjustable taper roller bearings providing spindle accuracy
- Precision 'V'-beds & headstock gears are all hardened & ground
- High quality one-piece Meehanite cast base increases rigidity
- Overload protection on drive motor and coolant system
- Universal enclosed gearbox incorporating metric & imperial thread capabilities
- Inching button incorporated on the control panel for convenient spindle speed selection
- Foot operated spindle brake with safety cut out switch
- 350mm wide induction hardened heavy duty cast iron bed
- Removable gap bed allowing work piece to swing up to 788mm
- Powered longitudinal and cross feeds
- 2 speed high/low lever on tailstock
- Slide-way mechanical lubrication pump driven via the saddle hand-wheel
- Adjustable 4 position length-stop mechanism for accurate repetitive operation
- Dual calibrated dials incorporating metric & imperial graduations
- Coolant system with flexible hose enabling operator to manipulate flow direction
- Roller bearings inserted to assist tail stock movement
- Oil sight glass for head stock, gearbox and apron
- Low voltage LED work light
- D1-8 camlock spindle for quick chuck removal
- 12 Spindle speeds from 16 - 1600rpm
- Large 105mm spindle bore
- 7.5kW / 10HP 415V main motor


Includes

- 2 Axis digital readout system
- 310mm 3-jaw chuck with reverse jaws
- 400mm 4-jaw chuck
- 355mm face plate
- Fixed steady with roller bearings
- Travelling steady with roller bearings
- 4-position knock out feed system
- Dead centres
- Thread chasing dial
- Foot brake
- Coolant system
- LED Work light
- Rear splash guard
- Spindle reducing bush
- Instruction booklet

Specific Features



Left View



2 Axis Digital Readout



Headstock



Spindle Speed Selectors


Product Brochure For L637D



Spindle Speeds



Universal Enclosed Gearbox



Thread Charts



Safety Chuck Guard



Safety Chuck Guard Open



3 Jaw Chuck



Saddle Left View



Saddle Right View



3 Point Steady




2 Point Steady



Coolant System and Work Light



Toolpost



Compound Slide Angle Sclae



Spindle Engagement Lever



Saddle Lock



Saddle Hand Wheel


Product Brochure For L637D



Adjustable 4 Position Length Stop



Cross Feed Hand Wheel



Compound Slide Hand Wheel



Product Brochure For L637D

Recommended Accessories

L639T
Taper Turning Attachment

L297
Quick Change Toolpost

L048
Right Hand Turning Tool Holder

L049
Left Hand Turning Tool Holder



L041
Right Hand Turning Tool Holder

L042
Left Hand Turning Tool Holder

L453
Lathe Turning Tool Kit - 3 piece
Insert Type

L459
Lathe Threading Tool Kit - Insert
Type



Product Brochure For L637D

L467
Professional Lathe Parting Tool
Kit - Insert Type



C047
5MT Pipe Centre - 70° Cone



C290
Heavy Duty Drill Chuck - Keyed
Type



C294
Industrial Drill Chuck - Keyless
Type



D454A
4MT x JT3 Drill Chuck Arbor



D425
Drill Sleeve - Morse Taper



D424
Drill Sleeve - Morse Taper



D422
Drill Sleeve - Morse Taper



S090A
Soluble Metal Cutting Fluid - 1
Litre



S090
Soluble Metal Cutting Fluid - 5
Litres



S076
Cutting Tool Lubricant Fluid -
500ml



S077
Drilling, Tapping & Cutting Tool
Lubricant Spray - 400g



Product Brochure For L637D

S074
Cutting Tool Lubricant Paste - 500g



S091
Soluble Metal Cutting Fluid - 20 Litre



A358
Sky Hook Lifting Device



A358A
Chuck Hook



G664
Lathe Leadscrew Cover Kit



L300
Magnetic Swarf Remover




M9991
Magnetic Floor Sweeper



M800
Rubber Mat - Anti-Fatigue



M805
Rubber Mat - Anti-Fatigue



O043
Rust & Corrosion Preventive



O042
General Purpose Lubricant & Corrosion Inhibitor



O044
Rust & Corrosion Preventive

