

Product Brochure For L682

Centre Lathe - AL-336

Ø300 x 900mm Turning Capacity - Ø38mm Spindle Bore
18 Gearing Head Speeds 65 - 1810rpm, Includes Light, Foot Brake,
Coolant System & Cabinet Stand

On Sale

Ex GST	Inc GST
\$6,698.00	\$7,702.70
\$5,900.00	\$6,785.00



ORDER CODE:	L682
MODEL:	AL-336
Swing Over Bed (mm):	300
Distance Between Centres (mm):	900
Spindle Bore (mm):	38
Swing In Gap (mm):	450
Swing Over Cross-slide (mm):	180
Digital Readout System Fitted:	Optional
Quick Change Toolpost Fitted:	Optional
Leadscrew Covers Fitted:	~
Taper Turning Attachment:	~
Coolant System:	Yes
Tool Height To Suit (mm):	12
Centre Height (mm):	150
Spindle Nose Size or Type:	D1-4 Camlock
Bed Width (mm):	180
Headstock Spindle Taper (MT):	5
Tailstock Taper (MT):	3
Cross Slide Travel (mm):	170
Compound Slide Travel (mm):	75
Leadscrew Type:	Imperial
Metric Cross Feed (X-Axis) (mm/rev):	~
Imperial Cross Feed (X-Axis) (inch/rev):	0.009 - 0.236
Metric Longitudinal Feed (Z-Axis) (mm/rev):	~
Imperial Longitudinal Feed (Z-Axis) (inch/rev):	0.04 - 1.22
Metric Thread Steps & Pitch (No. / mm):	32 (0.4 - 7)
Imperial Thread Steps & TPI (No. / TPI):	36 (4 - 60)
3 Jaw Chuck Diameter (mm):	160
4 Jaw Chuck Diameter (mm):	200
Spindle Steps / Speeds (No. / rpm):	18 (65 - 1810)
Motor Power (kW / hp):	1.5 / 2
Voltage / Amperage (V / amp):	240 / 10
Nett Weight (kg):	595

Description

The AL-336 high quality centre lathe with a turning capacity of Ø300 x 900mm is well known in the industry for its metal turning capabilities & is suitable for the model engineer or general maintenance workshops.

Featuring an induction hardened vee bedways are precision ground that allows the saddle to smoothly slide over it, full gear driven spindle speeds ranging from 65 - 1810rpm are selectable via the gear selector levers that are accessible from the front of headstock for your convenience & certainly makes this lathe package well sort after.

The 2hp single phase 240V motor is ample power to drive the 3 & 4 jaw chucks, auto feed & screw cutting thread system and the adjustable taper roller spindle bearings ensures accuracy & smooth operation even when under cutting load. A great range of cross, longitudinal feed speeds & metric & imperial screw cutting threads are easy accessible & selected via the separate gearbox located underneath the headstock for your convenience.

Supplied with a large range of standard accessories including a 150mm 3 jaw self centring chuck, 200mm 4 jaw independent chuck with D1-4 camlock for quick change over, face plate, spindle safety foot brake, chuck guard with safety interlock switch, thread chasing dial, rear splash guard, coolant pump system, work light, fixed & traveling steadies & that rounds up most of the great features on this fantastic centre lathe. The floor stand is equipped with a slide out swarf tray that makes it very easy to clean down and remove your waste material swarf.

Product Brochure For L682

Features

- Gear drive headstock for quick change of spindle speeds
- Precision 'V'-beds are hardened and ground, incorporating a rigid webbed casting
- Slide out swarf tray from front of machine
- Low voltage work light
- Foot operated spindle brake with safety cut out switch
- Change gears for metric and imperial thread cutting
- Oil sight glass for head stock and gearbox
- Adjustable taper roller bearings support the spindle
- 18 spindle speeds from 65 to 1810rpm
- Inching button is incorporated on the control panel for convenient spindle speed selection
- Enclosed quick action gearbox for thread cutting and auto feeding
- Powered longitudinal and cross feeds
- D1-4 camlock spindle for quick chuck changes and safe reverse direction turning. ISO standard
- Removable gap bed-way for larger diameter jobs
- Dual calibrated dials (except for saddle hand-wheel)
- Chuck & change gear guards are fitted with micro switches

Includes

- 3-jaw chuck with reverse jaws
- 4-jaw chuck
- Face plate
- Fixed steady
- Travelling steady
- Coolant system
- Change gears
- Dead centres
- Thread-chasing dial
- Safety chuck guard
- Work light
- Stand
- Foot brake
- Rear splash guard & slide out swarf tray
- Tool box
- Instruction booklet

Specific Features



Headstock


METRIC THREAD PITCH LIST									
	B4	C4	C3	C2	A4	D2	E4	A2	E2
MI	0.4	0.45	0.5	0.5	0.7	0.75			
MI	0.8	0.9	1	1.2	1.25	1.4	1.5	1.75	
MI	1.6	1.8	2	2.25	2.4	2.5	2.8	3	3.5
MI	3.2	3.6	4	4.5	4.8	5	5.6	6	7

THREAD PER INCH									
	A2	A3	C3	A4	C3	C3	A5	B4	
Z	24	24	38	24	22	24	26	24	24
MI	4	4 1/2	5	5 1/2	6	6 1/2	7	7 1/2	
MI	8	9	10	11	12	13	14	15	
Z	48	48	38	48	44	48	52	48	48
MI	16	18	19	20	22	24	26	28	30
MI	32	36	38	40	44	46	52	56	60

Metric Thread Chart

Metric											
Position	E2	E3	A2	E4	E1	C3	C4	A5	D5	B5	
SI	1.535	1.535	1.535	1.535	1.535	1.535	1.535	1.535	1.535	1.535	1.535
SI	3.070	3.070	3.070	3.070	3.070	3.070	3.070	3.070	3.070	3.070	3.070
SI	4.605	4.605	4.605	4.605	4.605	4.605	4.605	4.605	4.605	4.605	4.605
SI	6.140	6.140	6.140	6.140	6.140	6.140	6.140	6.140	6.140	6.140	6.140
SI	7.675	7.675	7.675	7.675	7.675	7.675	7.675	7.675	7.675	7.675	7.675
SI	9.210	9.210	9.210	9.210	9.210	9.210	9.210	9.210	9.210	9.210	9.210
SI	10.745	10.745	10.745	10.745	10.745	10.745	10.745	10.745	10.745	10.745	10.745
SI	12.280	12.280	12.280	12.280	12.280	12.280	12.280	12.280	12.280	12.280	12.280
SI	13.815	13.815	13.815	13.815	13.815	13.815	13.815	13.815	13.815	13.815	13.815
SI	15.350	15.350	15.350	15.350	15.350	15.350	15.350	15.350	15.350	15.350	15.350
SI	16.885	16.885	16.885	16.885	16.885	16.885	16.885	16.885	16.885	16.885	16.885
SI	18.420	18.420	18.420	18.420	18.420	18.420	18.420	18.420	18.420	18.420	18.420
SI	19.955	19.955	19.955	19.955	19.955	19.955	19.955	19.955	19.955	19.955	19.955
SI	21.490	21.490	21.490	21.490	21.490	21.490	21.490	21.490	21.490	21.490	21.490
SI	23.025	23.025	23.025	23.025	23.025	23.025	23.025	23.025	23.025	23.025	23.025
SI	24.560	24.560	24.560	24.560	24.560	24.560	24.560	24.560	24.560	24.560	24.560
SI	26.095	26.095	26.095	26.095	26.095	26.095	26.095	26.095	26.095	26.095	26.095
SI	27.630	27.630	27.630	27.630	27.630	27.630	27.630	27.630	27.630	27.630	27.630
SI	29.165	29.165	29.165	29.165	29.165	29.165	29.165	29.165	29.165	29.165	29.165
SI	30.700	30.700	30.700	30.700	30.700	30.700	30.700	30.700	30.700	30.700	30.700
SI	32.235	32.235	32.235	32.235	32.235	32.235	32.235	32.235	32.235	32.235	32.235
SI	33.770	33.770	33.770	33.770	33.770	33.770	33.770	33.770	33.770	33.770	33.770
SI	35.305	35.305	35.305	35.305	35.305	35.305	35.305	35.305	35.305	35.305	35.305
SI	36.840	36.840	36.840	36.840	36.840	36.840	36.840	36.840	36.840	36.840	36.840
SI	38.375	38.375	38.375	38.375	38.375	38.375	38.375	38.375	38.375	38.375	38.375
SI	39.910	39.910	39.910	39.910	39.910	39.910	39.910	39.910	39.910	39.910	39.910
SI	41.445	41.445	41.445	41.445	41.445	41.445	41.445	41.445	41.445	41.445	41.445
SI	42.980	42.980	42.980	42.980	42.980	42.980	42.980	42.980	42.980	42.980	42.980
SI	44.515	44.515	44.515	44.515	44.515	44.515	44.515	44.515	44.515	44.515	44.515
SI	46.050	46.050	46.050	46.050	46.050	46.050	46.050	46.050	46.050	46.050	46.050
SI	47.585	47.585	47.585	47.585	47.585	47.585	47.585	47.585	47.585	47.585	47.585
SI	49.120	49.120	49.120	49.120	49.120	49.120	49.120	49.120	49.120	49.120	49.120
SI	50.655	50.655	50.655	50.655	50.655	50.655	50.655	50.655	50.655	50.655	50.655
SI	52.190	52.190	52.190	52.190	52.190	52.190	52.190	52.190	52.190	52.190	52.190
SI	53.725	53.725	53.725	53.725	53.725	53.725	53.725	53.725	53.725	53.725	53.725
SI	55.260	55.260	55.260	55.260	55.260	55.260	55.260	55.260	55.260	55.260	55.260
SI	56.795	56.795	56.795	56.795	56.795	56.795	56.795	56.795	56.795	56.795	56.795
SI	58.330	58.330	58.330	58.330	58.330	58.330	58.330	58.330	58.330	58.330	58.330
SI	59.865	59.865	59.865	59.865	59.865	59.865	59.865	59.865	59.865	59.865	59.865
SI	61.400	61.400	61.400	61.400	61.400	61.400	61.400	61.400	61.400	61.400	61.400
SI	62.935	62.935	62.935	62.935	62.935	62.935	62.935	62.935	62.935	62.935	62.935
SI	64.470	64.470	64.470	64.470	64.470	64.470	64.470	64.470	64.470	64.470	64.470
SI	66.005	66.005	66.005	66.005	66.005	66.005	66.005	66.005	66.005	66.005	66.005
SI	67.540	67.540	67.540	67.540	67.540	67.540	67.540	67.540	67.540	67.540	67.540
SI	69.075	69.075	69.075	69.075	69.075	69.075	69.075	69.075	69.075	69.075	69.075
SI	70.610	70.610	70.610	70.610	70.610	70.610	70.610	70.610	70.610	70.610	70.610
SI	72.145	72.145	72.145	72.145	72.145	72.145	72.145	72.145	72.145	72.145	72.145
SI	73.680	73.680	73.680	73.680	73.680	73.680	73.680	73.680	73.680	73.680	73.680
SI	75.215	75.215	75.215	75.215	75.215	75.215	75.215	75.215	75.215	75.215	75.215
SI	76.750	76.750	76.750	76.750	76.750	76.750	76.750	76.750	76.750	76.750	76.750
SI	78.285	78.285	78.285	78.285	78.285	78.285	78.285	78.285	78.285	78.285	78.285
SI	79.820	79.820	79.820	79.820	79.820	79.820	79.820	79.820	79.820	79.820	79.820
SI	81.355	81.355	81.355	81.355	81.355	81.355	81.355	81.355	81.355	81.355	81.355
SI	82.890	82.890	82.890	82.890	82.890	82.890	82.890	82.890	82.890	82.890	82.890
SI	84.425	84.425	84.425	84.425	84.425	84.425	84.425	84.425	84.425	84.425	84.425
SI	85.960	85.960	85.960	85.960	85.960	85.960	85.960	85.960	85.960	85.960	85.960
SI	87.495	87.495	87.495	87.495	87.495	87.495	87.495	87.495	87.495	87.495	87.495
SI	89.030	89.030	89.030	89.030	89.030	89.030	89.030	89.030	89.030	89.030	89.030
SI	90.565	90.565	90.565	90.565	90.565	90.565	90.565	90.565	90.565	90.565	90.565
SI	92.100	92.100	92.100	92.100	92.100	92.100	92.100	92.100	92.100	92.100	92.100
SI	93.635	93.635	93.635	93.635	93.635	93.635	93.635	93.635	93.635	93.635	93.635
SI	95.170	95.170	95.170	95.170	95.170	95.170	95.170	95.170	95.170	95.170	95.170
SI	96.705	96.705	96.705	96.705	96.705	96.705	96.705	96.705	96.705	96.705	96.705
SI	98.240	98.240	98.240	98.240	98.240	98.240	98.240	98.240	98.240	98.240	98.240
SI	99.775	99.775	99.775	99.775	99.775	99.775	99.775	99.775	99.775	99.775	99.775
SI	101.310	101.310	101.310	101.310	101.310	101.310	101.310	101.310	101.310	101.310	101.310
SI	102.845	102.845	102.845	102.845	102.845	102.845	102.845	102.845	102.845	102.845	102.845
SI	104.380	104.380	104.380	104.380	104.380	104.380	104.380	104.380	104.380	104.380	104.380
SI	105.915	105.915	105.915	105.915	105.915	105.915	105.915	105.915	105.915	105.915	105.915
SI	107.450	107.450	107.450	107.450	107.						

Product Brochure For L682




Feed Engagement Lever



Thread Chasing Dial




Forward Reverse Spindle Lever




Toolpost



Compound Slide



Swivel Compound Slide



Compound Slide Hand Wheel



Crossslide Hand Wheel



Saddle Hand Wheel



Lamp and Coolant Hose



3 Point Fixed Steady



2 Point Travelling Steady




Tailstock



Tailstock Quill



Tailstock Hand Wheel



Induction Hardened Bedways

Product Brochure For L682

Recommended Accessories

M002

Steel Machine Mount & Rubber Insert



L682D

Centre Lathe



D694

1500mm Optimum Magnetic Digital Readout Scale



D5229

920mm Sino Digital Readout Scale



D5249

Scale - Backing Plate & Cover



D5204

Sino Digital Readout Lathe Mounting Bracket Kit



P235

Coolant Pump & Tank



L292

Quick Change Toolpost



Product Brochure For L682

L295
Quick Change Toolpost



L277
Vertical Mill Slide



C980
5C Collet Lathe Adaptor



L015
Right Hand Turning Tool Holder



L016
Left Hand Turning Tool Holder



L0099
Lathe Turning Tool Kit - 7 piece
Insert Type



L450
Lathe Turning Tool Kit - 3 piece
Insert Type



L456
Lathe Threading Tool Kit - Insert
Type



L464
Professional Lathe Parting Tool
Kit - Insert Type



L073
Parting Tool Holder - Suits 1/2"
HSS Tool Bit



L076
Knurling Tool Holder Kit



C052
3MT Live Centre



Product Brochure For L682

C045
3MT Pipe Centre - 70° Cone



C290
Heavy Duty Drill Chuck - Keyed Type



D443A
3MT x JT3 Drill Chuck Arbor



D1272
Metric 135° Precision HSS Drill Set - 25 Piece



D1282
Imperial 135° Precision HSS Drill Set - 29 Piece



D126
Metric 135° Precision HSS Drill Set - 170 Pieces



S090A
Soluble Metal Cutting Fluid - 1 Litre



S090
Soluble Metal Cutting Fluid - 5 Litre



S076
Cutting Tool Lubricant Fluid - 500ml



S077
Drilling, Tapping & Cutting Tool Lubricant Spray - 400g



S074
Cutting Tool Lubricant Paste - 500g



G660
Lathe Leadscrew Cover Kit




Product Brochure For L682


G659
Lathe Leadscrew Cover Kit -
Concertina



L3455
Professional Sheet Metal
Fabrication Book



L341
Fitting and Machining Technical
Book



L345
Handy Workshop Tips &
Techniques - 1st Edition



L300
Magnetic Swarf Remover




M9991
Magnetic Floor Sweeper



M800
Rubber Mat - Anti-Fatigue



M805
Rubber Mat - Anti-Fatigue



O043
Rust & Corrosion Preventive



O042
General Purpose Lubricant &
Corrosion Inhibitor



O044
Rust & Corrosion Preventive

