


Product Brochure For L685

## Opti-Turn Bench Lathe - Mini - TU-1503V

Ø150 x 300mm Turning Capacity - Ø11mm Spindle Bore  
Electronic Variable Speeds 160 - 3000rpm

**On Sale - Limited Stock**

<b>Ex GST</b>	<b>Inc GST</b>
<b>\$1,086.00</b>	<b>\$1,248.90</b>
<b>\$900.00</b>	<b>\$1,035.00</b>



ORDER CODE:	L685
MODEL:	TU-1503V
Swing Over Bed (mm):	150
Distance Between Centres (mm):	300
Spindle Bore (mm):	11
Swing In Gap (mm):	~
Swing Over Cross-slide (mm):	82
Digital Readout System Fitted:	Optional
Quick Change Toolpost Fitted:	Optional
Leadscrew Covers Fitted:	~
Taper Turning Attachment:	~
Coolant System:	~
Tool Height To Suit (mm):	8
Centre Height (mm):	75
Spindle Nose Size or Type:	Fixed
Bed Width (mm):	70
Headstock Spindle Taper (MT):	1
Tailstock Taper (MT):	1
Cross Slide Travel (mm):	55
Compound Slide Travel (mm):	40
Leadscrew Type:	Metric
Metric Cross Feed (X-Axis) (mm/rev):	~
Imperial Cross Feed (X-Axis) (inch/rev):	~
Metric Longitudinal Feed (Z-Axis) (mm/rev):	0.05 - 0.1
Imperial Longitudinal Feed (Z-Axis) (inch/rev):	~
Metric Thread Steps & Pitch (No. / mm):	8 (0.5 - 1.5)
Imperial Thread Steps & TPI (No. / TPI):	~
3 Jaw Chuck Diameter (mm):	80
4 Jaw Chuck Diameter (mm):	Optional
Spindle Steps / Speeds (No. / rpm):	Variable (160 - 3000)
Motor Power (kW / hp):	0.45 / 0.6
Voltage / Amperage (V / amp):	240 / 10
Nett Weight (kg):	26

OPTIMUM



### Description

Ideal for the model maker machining miniature parts  
Small in size but packed full of features, this miniature lathe could provide the perfect introduction to those wanting to start metal turning for the first time.

The machine is small enough to fit into the corner of the workshop and light enough to be truly portable. The construction is predominantly from cast iron and steel and the capacities, 150mm diameter and 300mm between centres, are surprisingly large for a machine of this overall size.

Features such as the electric variable speed control, manual or powered leadscrew feed and an extensive range of accessories. The lathe comes supplied with 80mm diameter three jaw self-centring chuck, tailstock centre and service tools.

### Features

- Electronic infinitely variable speed 160-3000rpm
- Ribbed prism bed made of grey cast iron
- Inductively hardened and ground bed guideways
- Spindle nose accuracy 0.015mm


## Product Brochure For L685

- 3 Jaw chuck running accuracy 0.05mm
- Forward & reverse spindle direction switch
- Automatic longitudinal feed
- 2 stepped V-belt drive pulley
- Conveniently mounted safety emergency stop switch
- Includes a set of change gears for metric thread cutting
- Cross slide & bed length are designed to fit Optimum DRO scales

### Includes

- Change gears for metric thread cutting
- Chuck guard
- Toolpost guard
- Dead Centre
- 3-jaw chuck with reversible jaws
- Swarf tray
- Rear splash guard

### Specific Features



Front View



Left View



Rear View



Control Switches




Variable Speed Controls




Engage / Disengage Feed Dial




Chuck Guard




Saddle Left View



Saddle Front View



Saddle Right View




Swivel Compound Slide



Compound Slide Hand Wheel


Product Brochure For L685



Saddle Hand Wheel



Tailstock



Tailstock Hand Wheel



Bed



End View



Parts

**Recommended Accessories**

**L6855**  
4 Jaw Independent Lathe Chuck



**L6857**  
Lathe Steady - Travelling



**L6856**  
Lathe Steady - Fixed



**D695**  
3-Axis Optimum Digital Readout Counter - 1µm



Product Brochure For L685

**D694**  
1500mm Optimum Magnetic Digital Readout Scale



**D697**  
Optimum Magnetic Digital Readout Reader Head



**P235**  
Coolant Pump & Tank



**L0085**  
Carbide Turning Tool Set - 11 piece



**C289**  
Heavy Duty Drill Chuck - Keyed Type



**C299**  
Safety Lock Drill Chuck - Keyless Type



**L276**  
Mini Vertical Mill Slide



**D1272**  
Metric 135° Precision HSS Drill Set - 25 Piece



**D1282**  
Imperial 135° Precision HSS Drill Set - 29 Piece



**S090A**  
Soluble Metal Cutting Fluid - 1 Litre



**S090**  
Soluble Metal Cutting Fluid - 5 Litre



**S076**  
Cutting Tool Lubricant Fluid - 500ml



Product Brochure For L685

S077

Drilling, Tapping & Cutting Tool  
Lubricant Spray - 400g




S074

Cutting Tool Lubricant Paste -  
500g



L341

Fitting and Machining Technical  
Book




L345

Handy Workshop Tips &  
Techniques - 1st Edition



L3455

Professional Sheet Metal  
Fabrication Book



L300

Magnetic Swarf Remover



M9991

Magnetic Floor Sweeper




M800

Rubber Mat - Anti-Fatigue



M805

Rubber Mat - Anti-Fatigue



O043

Rust & Corrosion Preventive



O042

General Purpose Lubricant &  
Corrosion Inhibitor



O044

Rust & Corrosion Preventive



## Product Brochure For L685

---

T773

Industrial Mobile Tooling  
Cabinet Workstation

