

Product Brochure For S276

Manual Sheet Metal Curving Rolls - SRG-50E

1250 x 1.6mm Mild Steel Capacity
2 Speed Roller Drive System, 3.5:1 & 1:1, Includes Wiring Grooves & Quick Action Swivel Out Top Roller

On Sale

Ex GST	Inc GST
\$2,380.00	\$2,737.00
\$1,800.00	\$2,070.00



ORDER CODE:	S276
MODEL:	SRG-50E
Useful Length (mm):	1250
Capacity - Mild Steel (mm):	1.6
Minimum Rolling Diameter (mm):	130
Roll Diameter (mm):	75
Wire Groove Rolls (mm):	~
Includes Stand (No / Yes):	Yes
Nett Weight (kg):	260



Description

The SRG-50E sheet metal curving rolls are engineered for precision and ease of use. A single handwheel adjusts both sides of the rollers simultaneously through a wedge-type system, enabling effortless clamping for varying material thicknesses. Additionally, another handwheel controls the rear curving roll using a worm gear and lever cam mechanism, simplifying the process of curving sheet metal.

This machine features a dual-speed roller drive system. The 3.5:1 ratio is ideal for full-length materials up to 1250 x 1.6mm, minimizing physical effort during forming, while the 1:1 ratio is suited for thinner materials to enhance production speed.

Features

- 75mm Ground rolls with wiring grooves
- Single hand wheel adjustment via European design wedge system for material thickness
- Single hand wheel adjustment for rear curving roller with cam action worm gear
- 2 speed roller drive system, 3.5:1 & 1:1 ratio
- Machined slit 10mm deep in top roller
- Cast-iron construction
- Quick action swivel top roller
- Includes heavy duty stand
- Mild steel capacity is rated on hot rolled material with 250MPA

Product Brochure For S276

Specific Features



No Bull Capacity



Right View



Left View




Rear View



Rear View Right Side



Top View




Ground Rolls with Wiring Grooves



Controls




Low Speed 3.5 to 1 Drive Handle Position



Fast Speed 1 to 1 Drive Handle Position



Rear Curving Roller Adjustment Dial




Swing Out Top Roller Lock



Quick Action Swivel Top Roller



Side View of Controls



Material Thickness Dial




Controls Rear View

Product Brochure For S276



Rear View of Curving Rolls



Rear Curving Roller Cam Mechanism



Slit in Top Roller 10mm Deep



Rear Curving Roller Cam Handle



Low Speed 3.5 to 1 Gear Disengagement