

Product Brochure For S806

Motorised Plate Curving Rolls - PR-252A

2550 x 2.5mm Mild Steel Capacity

Motorised Up/Down Rear Roll, DRO Control Panel & Initial Pinch Design



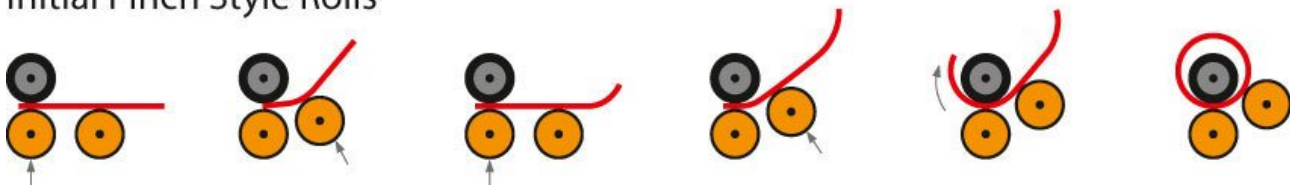
ORDER CODE:	S806
MODEL:	PR-252A
Curving System Type:	Initial Pinch
Curving Material Length (mm):	2550
Curving Plate Thickness - Mild Steel (mm):	2.5
Minimum Rolling Diameter (mm):	225
Roll Diameter (mm):	150
Motor Power (kW / hp):	2.2 / 3
Voltage / Amperage (V / amp):	415
Dimensions (LxWxH) (mm):	3080 x 740 x 1200
Floor Space (L x W x H) (mm):	~
Nett Weight (kg):	1875



Features

- Initial pinch rolls with pre-bending
- Motorised up & down rear curving roll enables quick & easy pre-bending
- Digital readout display on rear curving roll position
- Mobile foot pedal control with digital readout display
- Two rolls are powered by reduction gearbox drive system
- Swing out top roller enables cone or cylinder to be removed
- Safety wire interlock system with emergency shut-off
- Rolls include wiring grooves
- Includes a conical bending guide roller
- Mild steel capacity is rated on hot rolled material with 250MPA

Initial Pinch Style Rolls



Product Brochure For S806

Specific Features



Right View



Rear View




Side View



Swing Out Top Roller Hand Shot




Control Panel



Swing Out Top Roller Handle



Top Swing Out Roller Micro Switch



Hand Wheel For Material Thickness Adjustment




Wire Groove Rolls



Motorised Up and Down Rear Curving Roller Left Side



Motorised Up and Down Rear Curving Roller Right Side



Conical Bending Guide Roller



Foot Control



Safety Wire Interlock System



Isolation Switch