

## Product Brochure For S841

### Cold Saw, Includes Stand - MC-370F CE

100 x 100mm Rectangle Capacity

Ø370mm Blade, Dual Speed 22 / 44rpm & Self Centring Vice & CE

Approved Guarding



ORDER CODE:	S841
MODEL:	MC-370F CE
Cutting Head Action:	Manual
Operation Type:	Swivel - Dual Mitre
Round Capacity @ 90° / 45° (mm):	115 / 115
Square Capacity @ 90° / 45° (mm):	100 / 85
Rectangle Capacity @ 90° / 45° (WxH) (mm):	100 x 100 / 85 x 85
Blade Size - Diametre. x Bore (Ø) (mm):	370 x 32
Vice Clamping Fixture:	Manual - Dual
Coolant System:	Yes
Table Working Height (with Stand) (mm):	840
Blade Speed (rpm):	22 / 44
Motor Power (kW / hp):	2.2 / 3
Voltage / Amperage (V / amp):	415
Nett Weight (kg):	300



#### Description

Manufactured in Taiwan

The MC-370F CE series is a very robust cold saw that relies on a heavy cast frame coupled with a industrial heavy duty gearbox and motor for years of production. The MC-370F CE is simply the best quality circular cold saw designed for the engineering and fabrication work shops, representing excellent value for money invested.

The MC-370F CE comes standard with the movable safety guard and complete liquid cooling system, ensuring safety and long cold saw blade life. This machine can mitre 45° left & 45° right, as well as 90° to the right enabling jobs to be cut parallel to the vice jaws. This unique machine also incorporates manual flip over dead stop that locate the head at 45° and 90°.

This cold saws comes with a scaled mechanical stop for repeatable cuts, tools for saw blade changes and instruction manual.

The MC-370F CE comes standard with a self centring vice, so there are no changes to make when changing diameters of tube or pipe. The vice also has a floating clamp that independently (left to right of saw blade) holds the jaws. This securely holds both sides of the cut material without dropping them into the rotating blade, which extends blade life.

These are the perfect cold saws for thin, medium, or thick walled pipe, tubing, extrusions, or solid bar stock. This machine comes equipped to run two speeds for mild steel, stainless steel, aluminium, etc. The cabinet has storage for the mechanical stop and extra saw blades etc.

#### Burr Free & Less Dust

Self Centring vice with two sides clamping to solidly hold the work piece and ensure a smooth and burr free cutting surface. Low operation noise and low pollution working environment

#### Fast, Precision & Clean

Compared to Band Sawing, Circular Sawing is much more economical, faster in cutting, more precise, and produces a cleaner cut

#### Mitre Cutting

The Saw Head can be swivelled either direction at various degrees for mitre cutting (Circular Saw), providing excellent precision in angle accuracy

#### Cooling System

Equipped with electrical cooling pump and a large coolant tank to ensure excellent working temperature on the Saw Blade and the Work Piece, as well as a smooth cutting surface and longer blade life

## Product Brochure For S841

### Safety Switch

Dead man trigger switch operation provides a safer working machine as one hand needs to be on the handle to start the machine, if hand is removed from the switch the machine will stop.

In feed roller support and 500mm length stops  
Quick release lever for mitring the head  
All models include a stand with a storage area

### Includes

- Blade
- Stand
- Coolant system
- Material length stop

### Specific Features



Front View Swivel Head



Right View



Side View



Self Centering Vice




Self Centering Vice Side View



Adjustable Vice Jaws




Safety Trigger Switch



Blade Guard



Swivel Head Release Lever



Positive Stops 45 and 90 Degrees



Coolant Pump and Tank




Blade Speeds


Product Brochure For S841




Adjustable Length Stop



Material Support Arm



Coolant Flow Valve



Head Return Springs



High Low Speed Switch



Switch

**Recommended Accessories**

S092  
BROBOLUBE Industrial  
Gearbox Oil



S159A  
HSS Cold Saw Blade



S159B  
HSS Cold Saw Blade



S159C  
HSS Cold Saw Blade



Product Brochure For S841

**S159D**  
HSS Cold Saw Blade



**S159E**  
HSS Cold Saw Blade



**S159G**  
HSS Cold Saw Blade



**S159J**  
HSS + COBALT Cold Saw Blade



**S159K**  
HSS + COBALT Cold Saw Blade



**S159L**  
HSS + COBALT Cold Saw Blade



**S159M**  
HSS + COBALT Cold Saw Blade



**S090A**  
Soluble Metal Cutting Fluid - 1 Litre



**S090**  
Soluble Metal Cutting Fluid - 5 Litre



**S076**  
Cutting Tool Lubricant Fluid - 500ml



**S077**  
Drilling, Tapping & Cutting Tool Lubricant Spray - 400g



**S074**  
Cutting Tool Lubricant Paste - 500g



Product Brochure For S841

S091  
Soluble Metal Cutting Fluid - 20  
Litre



L300  
Magnetic Swarf Remover



M9991  
Magnetic Floor Sweeper



L812  
Roller Conveyor



L814  
Roller Conveyor Stand



W343  
Roller Stand



W343A  
Roller Stand



W3434  
Roller Stand




W3436  
Roller Stand - V-Type



M800  
Rubber Mat - Anti-Fatigue



M805  
Rubber Mat - Anti-Fatigue



O043  
Rust & Corrosion Preventive



Product Brochure For S841

---

O042

General Purpose Lubricant &  
Corrosion Inhibitor



O044

Rust & Corrosion Preventive

