

Product Brochure For S935

Hydraulic NC Guillotine - HG-3204

3200 x 4mm

1-Axis Ezy-Set NC-89 Go-To Control & Hardened Ballscrew
Backgauge



ORDER CODE:	S935
MODEL:	HG-3204
Shearing Capacity - Mild Steel (mm):	4
Shearing Capacity - Stainless Steel (mm):	2.5
Shearing Length (mm):	3200
NC Control (Type):	Ezy-Set NC-89
Backgauge (Type):	Leadscrew
Backgauge Travel (mm):	900
Pneumatic Sheet Supports:	~
Quick Action Blade Clearance Adjustment:	Yes
Strokes / min (SPM):	18
Blade Angle (deg):	1° 30
Throat Depth (mm):	250
Motor Power (kW / hp):	5.5 / 7.5
Voltage / Amperage (V / amp):	415
Floor Space Requirements (L x W x H) (mm):	~
Nett Weight (kg):	5220



Description

MetalMaster Quality Guillotines feature high durability, and provide precision shearing capabilities, The Guillotine main frames are constructed from rolled, stress relieved solid steel to prevent distortion during the shearing process and under extreme continuous loads.

MetalMaster Guillotines are produced in high volume production process and therefore are able to be manufactured cost effectively, resulting in affordable price, representing value for money and quicker return on investment.

This heavy duty over driven style, fixed rake guillotine has been developed for shearing material from mild steel through to stainless steel due to the specially designed shearing blades with characteristics of 1. High resistance to wear, 2. High resistance to corrosion, 3. High resistance to impact & 4. High tensile strength.

All electrical components are of European quality supplied by, Telemecanique

Features

- Ezy-Set NC-89 Go-To digital display control provides up to 900mm travel via hardened ballscrew backgauge allowing operator to program the cut length required. Also fitted is a stroke counter and stroke adjustment dial allowing shorter materials to be cut using a shorter stroke length, this feature will increase production.
- Blade gap adjusting dial mounted on side of machine for convenient and accurate alteration for all your material thickness from 0.5 - 4mm. This dial is designed so that a straightforward rotation clock or anti clockwise to achieve desired plate thickness. Measurement on dial indicates and refers to actual blade gap distance in millimetres
- Hydraulic individual sheet material clamping system with nylon inserts to protect material from indentation from the clamping cylinders along full length of machine.
- Control box mounted higher than standard on face of machine to protect it from material damaging the control unit due to heavy material loading on sheet supports prior shearing.
- Transfer balls inserted into work table allowing material to be easily moved to the cut position and squaring arm.
- Top shearing blade made from 6CrW2Si quality composite and has two (2) cutting edges allowing minimised down time in blade rotation.
- Bottom shearing blade made from 6CrW2Si quality composite and has four (4) cutting edges allowing minimised down time in blade rotation.
- The core structure of the steel main frame has been electronically welded ensuring maximum penetration during the manufacturing process. In addition to this feature the cutting beam has been stress relieved eliminating any distortion after manufacturing.
- Shadow line lighting has been incorporated into the machine frame providing a clear cutting line on the work piece and enabling scribed or marked material to be cut with simplicity as required.
- Heavy duty squaring arm is fitted with a graduated rule and adjustable flip up front stops and mitre guide allowing operator to cut to the required size from the front of machine. Flip over stops can be set to repeat cutting length required with accuracy. The arm also aligns the material to be located square to the cutting edge.

Product Brochure For S935

- Safety three photo electric rear guards fitted to steel side gates ensuring that the machine will be disabled when person enters rear of machine when in use
- Safety reset button for guarding system located at rear of machine, this feature requires operator to walk to rear of machine to visually check for any obstruction prior to resetting & starting machine
- Sliding rear material chutes fitted with inserted ball transfers to allow material to skate away from machine allowing operator to retrieve cut pieces without disabling machine
- Mild steel capacity is rated on hot rolled material with 250MPA
- Pre-Commissioning:
 1. Guillotine is run & tested prior delivery
 2. Hydraulic oil is included with machine

Includes

- Heavy duty over driven machine construction
- Rapid blade gap adjustment
- Emergency stops fitted on both ends of machine for additional safety
- Individual hydraulic hold downs with nylon pads
- 250mm throat enables shearing of longer material than 3200mm
- Shadow line lighting allows operator to quickly see the cut line
- 900mm EZY-SET NC-89 Go-To via hardened ballscrew backgauge with fine adjustment
- Swing away backgauge function for cutting long sheets
- 4 edge quality 6CrW2Si blades suitable for stainless steel
- Telemecanique & Merlin Gerin electrical components
- Transfer balls on table & support arms
- Heavy duty support arms and squaring arms
- Stroke counter and short stroke adjustment
- Sliding chute fitted, easily allowing operator to retrieve cut pieces
- Three safety photo electric light beams on rear guarding

Specific Features



Front View



Side View



Right View



Rear Guarding View



Control Unit



Ezy Set NC 89 Controller



250mm Throat



Blade Clearance Adjustment Lever

Product Brochure For S935



Hydraulic Material Hold Downs



900mm Motorised Back Gauge



3 x Photo Electric rear guarding



Material Transfer Balls On The Table



See Through Safety Guard



Squaring Arm



Flip Over Material Stop



Adjustable and Sliding Mitre Guide



Safety Omron E3ZS Rear Light Sensor Guarding



Foot Control



Rear Guard Reset Button



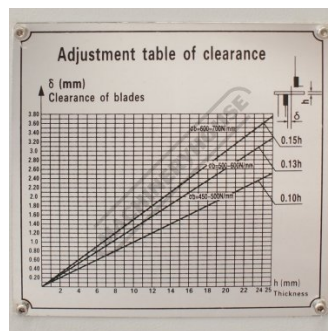
Emergency Stop Switches



Fine Adjustment Back Gauge



Electrical Cabinet



Blade Clearance Chart



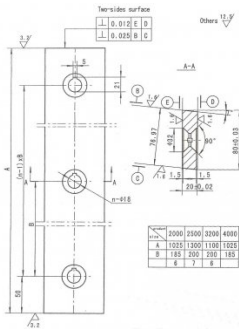
Lubrication Chart

Product Brochure For S935

Recommended Accessories

S9987

3200mm Sheet Metal Guillotine
Blade Set - 6CrW2Si




M800

Rubber Mat - Anti-Fatigue



M805

Rubber Mat - Anti-Fatigue



O043

Rust & Corrosion Preventive



O042

General Purpose Lubricant &
Corrosion Inhibitor



O044

Rust & Corrosion Preventive

