

Product Brochure For W4344

Wood Band Saw - BP-480 CE

2 Blade Speeds - 488 & 1010m/min & Includes Magnetic Safety Brake System
System 240V Depth x 310mm Height Capacity

On Sale

Ex GST	Inc GST
\$4,258.00	\$4,896.70
\$3,700.00	\$4,255.00



ORDER CODE:	W4344
MODEL:	BP-480
Wheel Diameter (Ø) (mm):	480
Throat Capacity (mm):	465
Height Capacity (mm):	310
Table Size (mm):	480 x 632
Frame Type:	Steel
Motor Power (kW / hp):	1.5 / 2 [with Brake System]
Voltage / Amperage (V / amp):	240 / 15
Blade Code (Suits):	W434A, W434B
Blade Size (L x W x T) (mm):	3630 x 19 x 0.65
Floor Space (W x D x H) (mm):	960 x 850 x 1935
Nett Weight (kg):	182



Description

Manufactured in Taiwan, the CE Safety Compliant BP-480 is equipped with a powerful 1.5kW, 2hp brake motor and offers a cutting capacity of 465mm depth x 310mm height.

Safety is paramount, with CE-compliant features including a 2-second blade stopping time, interlocked blade guard doors, a magnetic NVR power switch, an emergency stop switch, and a keyed motor brake release for safe blade changes.

Balanced Ø480mm cast iron blade wheels minimise vibration for smoother operation, while two blade speeds (488 & 1010m/min) ensure versatility for both large and small tasks.

Features

- Quality Taiwanese manufacture
- Powerful 2hp - 240V braked motor - CE Safety Compliant
- Keyed brake release enhances safety during blade changes
- 465mm throat capacity
- Extra high cutting capacity - 310mm
- Ø480mm heavy duty cast iron wheels
- Two blade speeds 488/1010m/min
- Magnetic NVR on/off switch
- Emergency stop switch
- Micro-switch protection on hinged blade guard doors
- Large cast iron table tilts to -5° to +45°
- High / Low ripping fence - 150mm & 12mm
- Double ball bearing guides with grooved rear thrust bearing for maximum blade support
- Quick-action blade tension
- Rack & pinion adjustment on top blade guide
- Two viewing windows make blade tracking and tensioning possible while the machine is running
- Twin Ø100mm (4") dust ports for efficient dust extraction

Includes

- High / Low ripping fence
- Mitre gauge
- 6TPI, Blade - 3630 x 19 x 0.65mm

Product Brochure For W4344


Specific Features



Large Cast Iron Table and Mitre Guide



Ball Bearing Blade Guides



Mitre Guide



Sliding Rip Fence Down Position




Sliding Rip Fence Up Position



Cast Iron Table Tilts to 45 Degrees



Table Tilt Adjustment



Large Cast Iron Table




Rack Pinion Adjustment On Top Blade Guide



Blade Adjustment



Switch



Blade Tension Site Indicator



Blade View Window



Shown With Blade Door Open



Wheel Cleaning Brush



Blade Cleaning Brush

Product Brochure For W4344



Cast Iron Blade Wheels



Safety Micro Switch On Door



100mm Side Dust Chute



100mm Bottom Rear Dust Chute

Recommended Accessories

W434A

Wood Band Saw Blade - 6TPI,
Blade - 3630 x 19 x 0.8mm

W434B

Wood Band Saw Blade - 3TPI,
Blade - 3630 x 19 x 0.8mm

W309

Safety Push Blocks & Stick Set

W311

Ripping Gauge



W3130

Twin Feather Board Set

W344

Wood Dust Accessory Kit

