

## Product Brochure For W680

### Thicknesser - HSS Blades - TH410

407 x 225mm (W x H) Material Capacity

Includes 3 x High Speed Steel Blades



ORDER CODE:	W680
MODEL:	TH410
Material Width Capacity (mm):	407
Material Height Capacity (mm):	225
Minimum Material Length (mm):	-
Maximum Depth of Cut (mm):	4mm @ 407mm wide
Cutter Type:	HSS Blades - Straight
Quantity of Cutters (No. x Type):	3 x Blades
Cutter Block Diameter (mm):	70
Cutter Block Speed (rpm):	5300
Quantity of Spirals (No.):	-
Length of Table (mm):	600
Length of Table with Extensions/Rollers (mm):	1400
Feed Speed (m/min):	5-7
Dust Outlet Diameter (mm):	100
Motor Power (kW / hp):	2.25 / 3
Voltage / Amperage (V / amp):	240 / 15
Floor Space (W x D x H) (mm):	880 x 1400 x 1030
Floor Space With Option Stand (W x D x H) (mm):	-
Nett Weight (kg):	170

WOODFAST



#### Description

407mm wide x 225mm high timber capacity

This is a newly designed Thicknesser with a very useful capacity of 407 x 225mm but able to take work pieces down to 6mm thick and only 200mm long all in a compact design. Woodfast have manufactured this machine with and adequate powered by a 2.25kW / 3hp industrial quality motor able to produce a very high quality finish due to the speed of the knife block and the variable speed feed rate system enabling 5-7m/min feed speeds. The large cast iron thickening table features a central column with a locking mechanism to prevent any movement. This is a very valuable machine to have in any workshop.

#### Features


- Large 407 x 225mm capacity
- Ideal for schools or TAFE with enclosed sides around cutter head for additional safety
- Heavy-duty 2.25kW / 3hp 240V motor
- Central column support for table
- 3 HSS blades Ø70mm cutter block system, 5300rpm
- Heavy duty cast iron table 600 x 415mm
- Great innovation variable feed speed system between 5 - 7m/min
- Sound-proofing incorporated to reduce noise
- In-feed & out-feed support arms with 3 material rollers
- 4mm maximum depth of cut via hand wheel with digit height counter
- Integral extraction hood with a 120mm dust extraction outlet

#### Includes


- 100mm dust chute
- Digit readout height gauge

Product Brochure For W680

**Specific Features**



Safety Micro on Machine Lid




Solid Cast Bearing Supports



Easy Access For Blade Setup




Variable Feed Speed Dial




Cutter Head Assembly



In and Out Feed Rollers



Solid Single Post Table Support



Chain Drive Feed Rollers




Digit Height Adjustment Dial



Safety Emergency Switch



Table Height Lock



Dust Port

Product Brochure For W680

---

**Recommended Accessories**

W394  
Dust Collector



W344  
Wood Dust Accessory Kit



W334  
Dust Hose Reducer



W333  
Dust Hose Reducer



W335  
Blast Gate



W336  
Dust Hose Elbow - 90 Degree



W337  
Dust Hose Y Adaptor



W338  
Dust Hose Universal Dust Hood



Product Brochure For W680

---

**W339**  
Dust Hose Floor Sweeper  
Attachment



**W340**  
Dust Hose Clamp



**W930**  
Mobile Base



**W931**  
Mobile Base - Heavy Duty



**W343**  
Roller Stand



**W343A**  
Roller Stand



**W3434**  
Roller Stand

